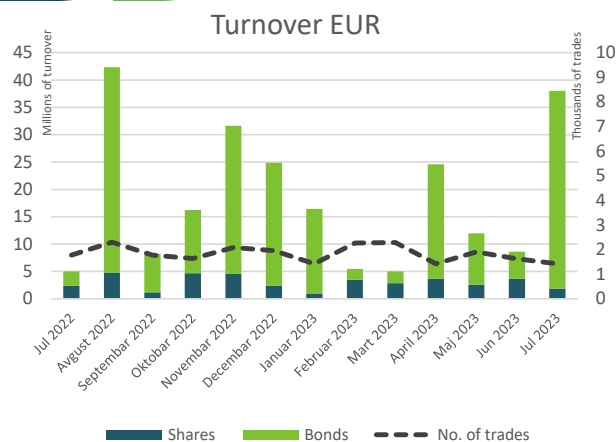


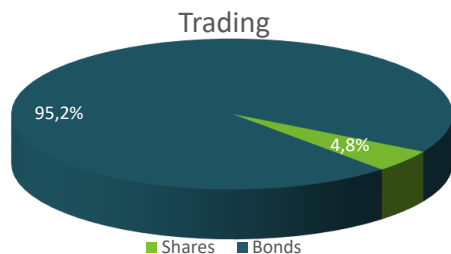


Belgrade Stock Exchange Monthly Report

July 2023

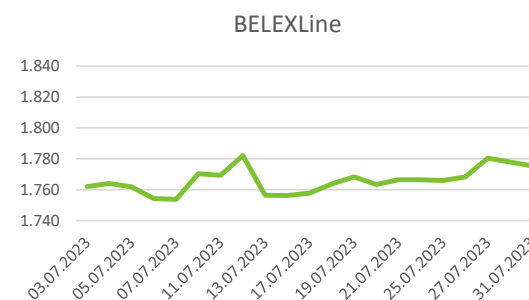
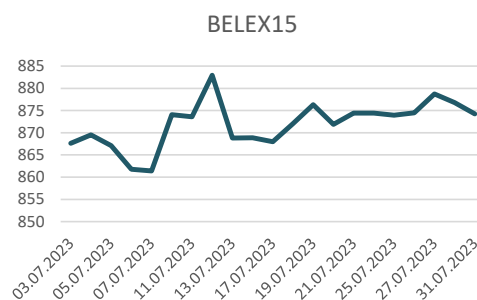


Segment	Total Turnover EUR	Trades
Prime Listing Shares	246.591	783
Prime Listing Bonds	36.170.516	198
Open Market Shares	1.585.875	443
MTP Shares	0	0
Total:	38.002.982	1.424



Total Market Capitalization (Shares) EUR: 3.532.245.497

Index	Last	Index Market Cap EUR	% Of Total Market Cap	Trades	Turnover EUR	Mothy Change	YTD
BELEX15	874,25	2.093.535.457	59,27%	1.109	491.797	0,56%	6,02%
BELEXLine	1775,43	2.196.202.948	62,18%	1.159	570.887	0,73%	2,04%



Top 5 traded shares

Issuer	Ticker	Price RSD	Turnover EUR	% Change	Trades
Sloga a.d. , Kać	SLPP	840,00	1.153.895	3,83%	15
Dunav osiguranje a.d. , Beograd	DNOS	1.010,00	217.474	8,60%	288
NIS a.d., Novi Sad	NIIS	686,00	174.393	-6,28%	387
Institut za ispitivanje materijala a.d. , Bel	INMT	15.000,00	65.771	15,38%	4
Lasta a.d. , Beograd	LSTA	550,00	39.406	0,00%	29

Top 3 gainers in the month

Ticker	Price RSD	% Change	Turnover EUR	
Revnost a.d. , Novi Sad	RVST	16.505,00	22,20%	282
Goša FOM a.d. , Smederevska Palanka	GFOM	450,00	20,00%	710
Institut za ispitivanje materijala a.d. , Bel	INMT	15.000,00	15,38%	65.771

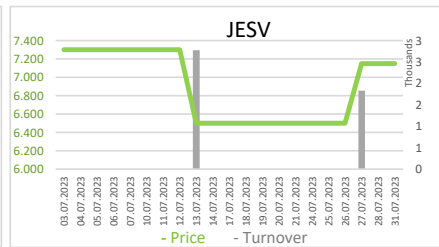
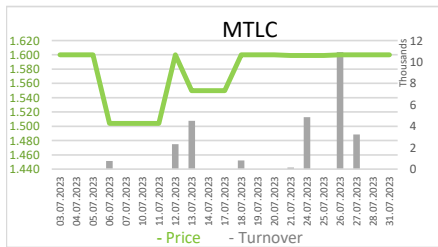
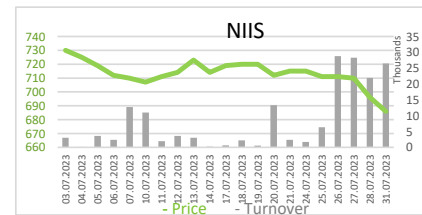
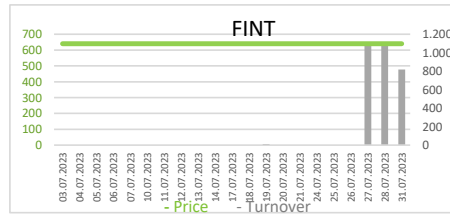
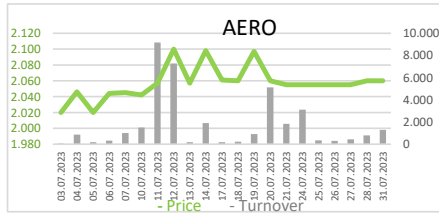
Top 3 decliners in the month

Ticker	Price RSD	% Change	Turnover EUR	
Auto kuća 21. maj a.d. , Beograd	AKDM	600,00	-7,83%	251
NIS a.d., Novi Sad	NIIS	686,00	-6,28%	174.393
Jedinstvo a.d. , Sevojno	JESV	7.149,00	-2,07%	4.602



Shares - Official Listing Segments

Prime Listing Shares								
Ticker	Issuer	Price RSD	Turnover EUR	Trades	1y price range	Issued shares	Monthly change	Market CAP
AERO	Aerodrom Nikola Tesla a.d. , Beograd	2.060,00	37.017	376	1305 - 2100	35.026.129	0,98%	615.517.782
FINT	Fintel energija a.d. , Beograd	640,00	3.014	4	590 - 670	26.510.506	0,00%	144.736.888
JESV	Jedinstvo a.d. , Sevojno	7.149,00	4.602	5	6500 - 8051	255.130	-2,07%	15.559.229
MTLC	Metalac a.d. , Gornji Milanovac	1.600,00	27.565	11	1220 - 1730	2.040.000	0,00%	27.843.985
NIIS	NIS a.d., Novi Sad	686,00	174.393	387	571 - 870	163.060.400	-6,28%	954.231.743





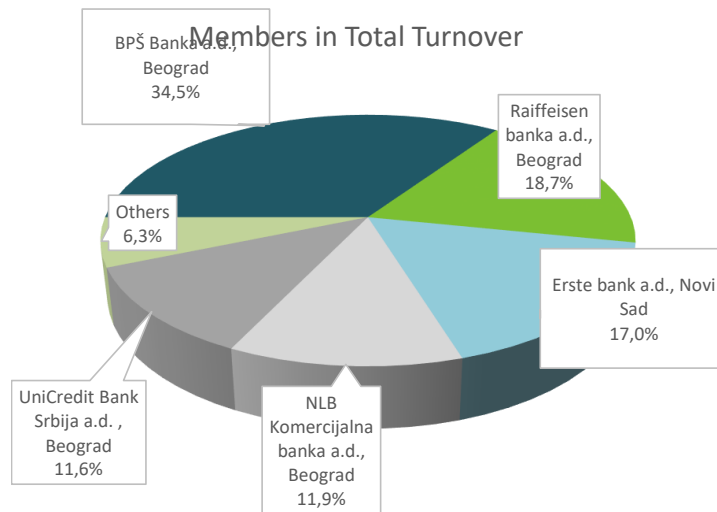
Bonds - Official Listing Segments

Prime Listing Bonds - top 5 Turnover							
Ticker	Issuer	Price	Turnover EUR	Trades	1y price range	No. of bonds	Monthly change
RSO22207	Republika Srbija	102,5169	19.493.680	5	101,961 - 102,6683	10.000.000	0,55%
RSO22201	Republika Srbija	99,9282	8.523.526	1	97,4922 - 101,1982	5.808.487	2,50%
RSO19181	Republika Srbija	100,9267	4.091.274	3	96 - 100,9267	15.000.000	0,82%
RSO18174	Republika Srbija	105,9496	2.078.850	1	98,7208 - 105,9496	15.490.669	0,48%
RSO20190	Republika Srbija	97,5098	1.663.709	1	91,2316 - 99,8997	10.642.379	2,18%

Top Member Statistics

Trading in shares		
Member Name	Turnover EUR	% in Turnover
M&V Investments a.d., Be	2.357.944	64,34%
Tesla Capital a.d., Beograd	279.499	7,63%
Dunav Stockbroker a.d., Bi	222.666	6,08%
NLB Komercijalna banka a.	215.345	5,88%
Momentum Securities a.d.	125.063	3,41%

Member name	Trades	% in Trades
BPŠ Banka a.d., Beograd	629	25,65%
NLB Komercijalna banka a.	421	17,17%
Tesla Capital a.d., Beograd	285	11,62%
Dunav Stockbroker a.d., Bi	274	11,17%
Intercity broker a.d., Beog	132	5,38%



Trading in bonds		
Member Name	Turnover EUR	% in Turnover
BPŠ Banka a.d., Beograd	26.192.279	36,20%
Raiffeisen banka a.d., Beograd	14.203.820	19,64%
Erste bank a.d., Novi Sad	12.868.160	17,79%
NLB Komercijalna banka a.d., Beograd	8.830.516	12,21%
UniCredit Bank Srbija a.d., Beograd	8.786.706	12,15%

Member name	Trades	% in Trades
NLB Komercijalna banka a.d., Beograd	222	56,06%
BPŠ Banka a.d., Beograd	83	20,96%
M&V Investments a.d., Beograd	32	8,08%
Momentum Securities a.d., Novi Sad	21	5,30%
Erste bank a.d., Novi Sad	20	5,05%