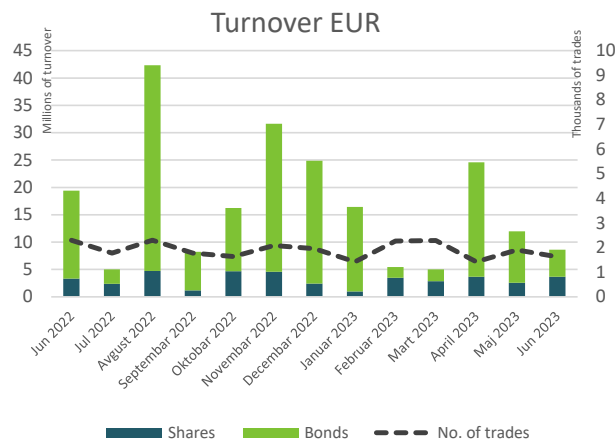


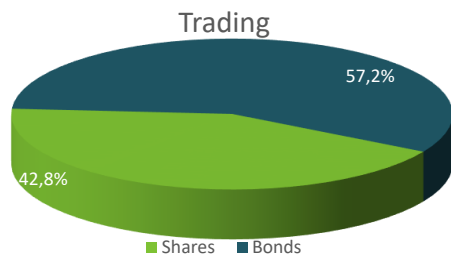


Belgrade Stock Exchange Monthly Report

Jun 2023

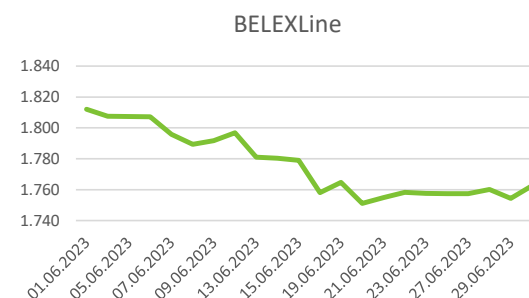
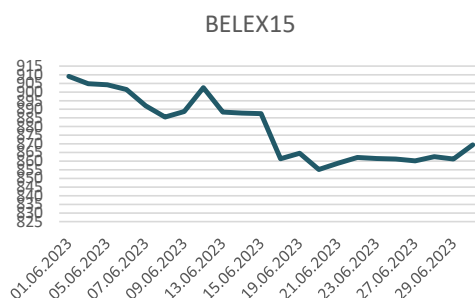


Segment	Total Turnover EUR	Trades
Prime Listing Shares	444.671	792
Prime Listing Bonds	4.921.488	312
Open Market Shares	3.233.734	519
MTP Shares	893	3
Total:	8.600.785	1.626



Total Market Capitalization (Shares) EUR: 3.569.999.546

Index	Last	Index Market Cap EUR	% Of Total Market Cap	Trades	Turnover EUR	Mothy Change	YTD
BELEX15	869,40	2.138.152.869	59,89%	1.101	3.006.697	-4,50%	5,43%
BELEXLine	1762,55	2.249.054.196	63,00%	1.210	3.142.505	-2,81%	1,30%



Top 5 traded shares

Issuer	Ticker	Price RSD	Turnover EUR	% Change	Trades
Dunav osiguranje a.d. , Beograd	DNOS	930,00	2.448.418	-7,19%	247
Sloga a.d. , Kać	SLPP	809,00	419.875	0,00%	20
NIS a.d. , Novi Sad	NIIS	732,00	410.546	-13,88%	536
Žitopek a.d. , Niš	ZTPK	2.331,00	93.911	16,55%	65
Messer Tehnogas a.d. , Beograd	TGAS	14.007,00	86.725	0,01%	31

Top 3 gainers in the month

Ticker	Price RSD	% Change	Turnover EUR	
Omoljica a.d. , Omoljica	OMOL	3.992,00	29,99%	10.283
Žitopek a.d. , Niš	ZTPK	2.331,00	16,55%	93.911
BAS a.d. , Beograd	BASB	800,00	6,67%	1.344

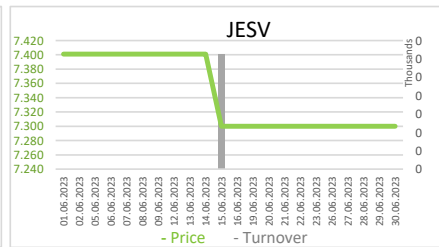
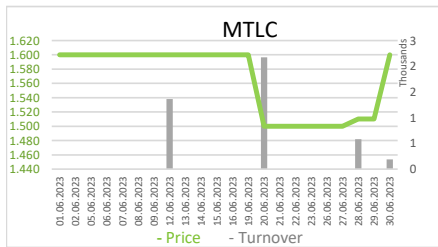
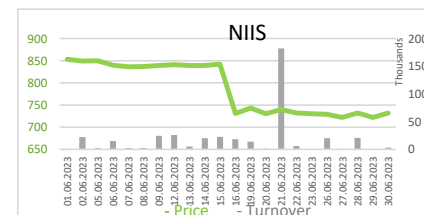
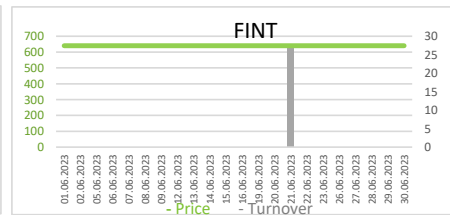
Top 3 decliners in the month

Ticker	Price RSD	% Change	Turnover EUR	
Dinara a.d. , Beograd	DINR	1.120,00	-30,00%	3.592
Tigar a.d. , Pirot	TIGR	15,00	-16,67%	203
NIS a.d. , Novi Sad	NIIS	732,00	-13,88%	410.546



Shares - Official Listing Segments

Prime Listing Shares								
Ticker	Issuer	Price RSD	Turnover EUR	Trades	1y price range	Issued shares	Monthly change	Market CAP
AERO	Aerodrom Nikola Tesla a.d. , Beograd	2.040,00	29.726	247	1300 - 2100	35.026.129	2,00%	609.513.283
FINT	Fintel energija a.d. , Beograd	640,00	27	1	590 - 670	26.510.506	0,00%	144.730.098
JESV	Jedinstvo a.d. , Sevojno	7.300,00	62	1	7100 - 8051	255.130	-1,36%	15.887.123
MTLC	Metalac a.d. , Gornji Milanovac	1.600,00	4.309	7	1220 - 1730	2.040.000	0,00%	27.842.679
NIIS	NIS a.d., Novi Sad	732,00	410.546	536	565 - 870	163.060.400	-13,88%	1.018.170.357





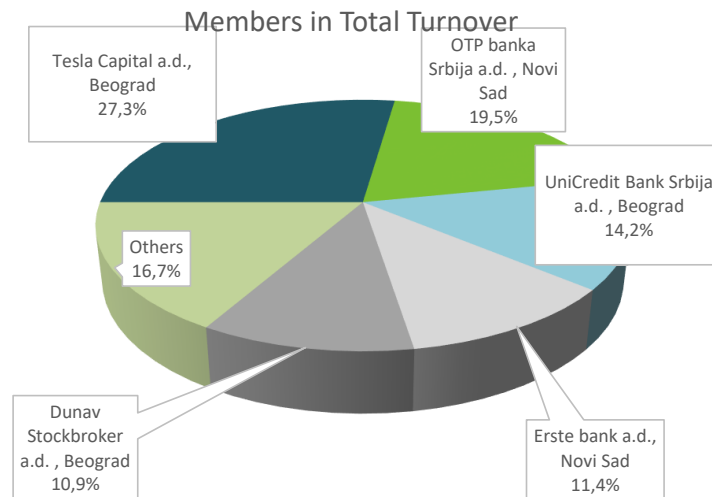
Bonds - Official Listing Segments

Prime Listing Bonds - top 5 Turnover							
Ticker	Issuer	Price	Turnover EUR	Trades	1y price range	No. of bonds	Monthly change
RSO19181	Republika Srbija	100,1051	1.714.500	2	96 - 100,69	15.000.000	0,58%
RSO18174	Republika Srbija	105,4403	1.623.126	2	98,7208 - 105,4403	15.070.669	6,81%
RSO22207	Republika Srbija	101,9610	1.021.625	1	101,961 - 101,961	9.722.802	3,77%
RSO20195	Republika Srbija	94,6711	284.013	1	94,6711 - 97,1266	4.606	-2,53%
RSRES12B202	Republika Srbija	95,0052	29.043	11	91,2 - 96	301.778.078	-0,25%

Top Member Statistics

Trading in shares		
Member Name	Turnover EUR	% in Turnover
Tesla Capital a.d., Beograd	4.677.643	63,56%
M&V Investments a.d., Be	967.697	13,15%
Momentum Securities a.d.	615.679	8,37%
NLB Komercijalna banka a.	360.239	4,90%
Dunav Stockbroker a.d., B	166.207	2,26%

Member name	Trades	% in Trades
NLB Komercijalna banka a.	737	28,04%
BPŠ Banka a.d., Beograd	470	17,88%
Dunav Stockbroker a.d., B	294	11,19%
OTP banka Srbija a.d., Nov	197	7,50%
M&V Investments a.d., Be	179	6,81%



Trading in bonds		
Member Name	Turnover EUR	% in Turnover
OTP banka Srbija a.d., Novi Sad	3.229.387	32,81%
UniCredit Bank Srbija a.d., Beograd	2.438.528	24,77%
Erste bank a.d., Novi Sad	1.944.309	19,75%
Dunav Stockbroker a.d., Beograd	1.707.256	17,34%
BPŠ Banka a.d., Beograd	125.811	1,28%

Member name	Trades	% in Trades
NLB Komercijalna banka a.d., Beograd	161	25,80%
M&V Investments a.d., Beograd	135	21,63%
BPŠ Banka a.d., Beograd	134	21,47%
Erste bank a.d., Novi Sad	46	7,37%
Tesla Capital a.d., Beograd	40	6,41%