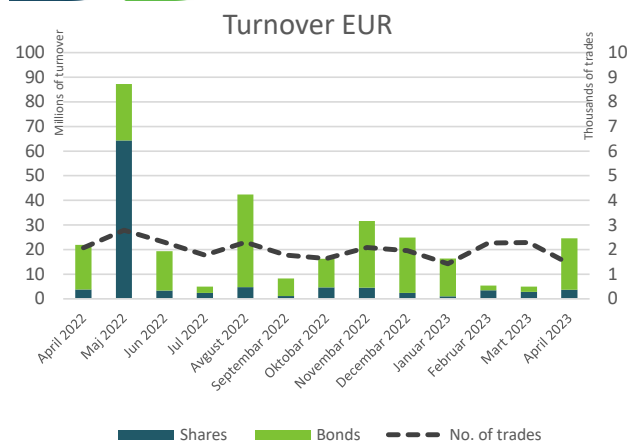


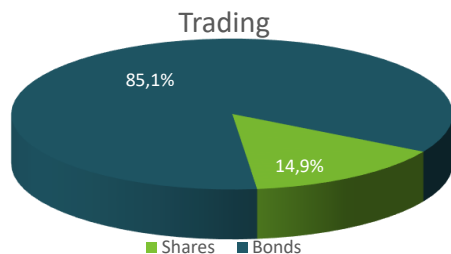


# Belgrade Stock Exchange Monthly Report

April 2023

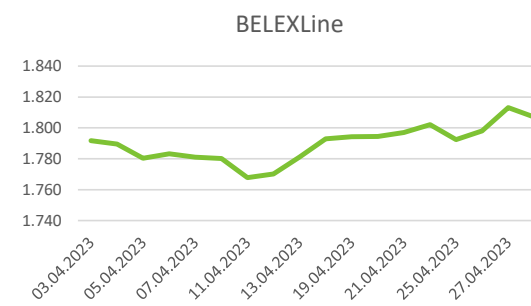
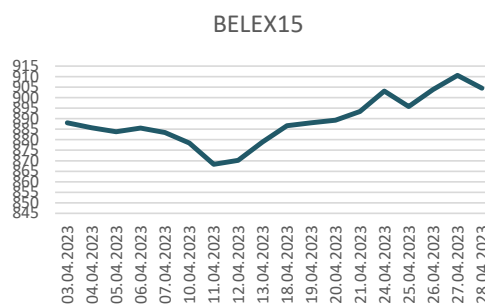


Segment	Total Turnover EUR	Trades
Prime Listing Shares	1.077.277	804
Prime Listing Bonds	20.924.175	329
Open Market Shares	2.576.709	285
MTP Shares	975	6
<b>Total:</b>	<b>24.579.136</b>	<b>1.424</b>



Total Market Capitalization (Shares) EUR: 3.698.582.895

Index	Last	Index Market Cap EUR	% Of Total Market Cap	Trades	Turnover EUR	Mohtly Change	YTD
BELEX15	904,49	2.214.419.618	59,87%	995	1.239.219	1,48%	9,69%
BELEXLine	1806,97	2.324.993.513	62,86%	1.033	1.273.259	0,50%	3,86%



**Top 5 traded shares**

Issuer	Ticker	Price RSD	Turnover EUR	% Change	Trades
Transport Voždovac a.d., Beograd	TRVZ	1.366,00	2.337.099	0,00%	5
NIS a.d., Novi Sad	NIIS	796,00	967.196	4,74%	530
Dunav osiguranje a.d., Beograd	DNOS	1.067,00	113.458	-5,58%	149
Aerodrom Nikola Tesla a.d., Beograd	AERO	1.920,00	77.384	1,27%	241
Messer Tehnogas a.d., Beograd	TGAS	14.000,00	29.185	1,54%	19

Top 3 gainers in the month	Ticker	Price RSD	% Change	Turnover EUR
Sremput a.d., Ruma	SPRU	1.881,00	69,00%	7.929
Grupa Univerexport Bačka a.d., Bačka P	BABP	1.200,00	19,88%	1.023
Impol Seval a.d., Sevojno	IMPL	6.000,00	17,65%	19.300

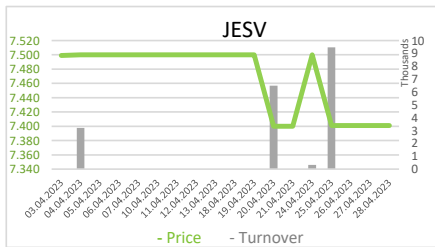
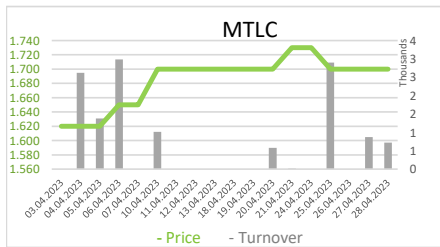
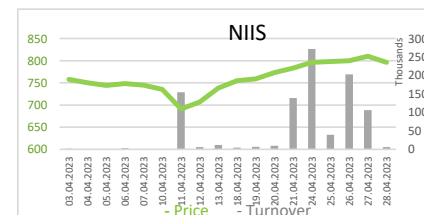
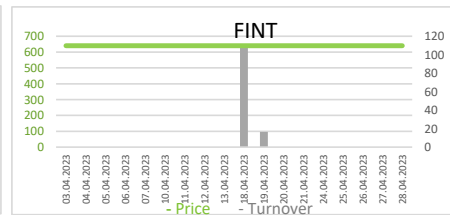
  

Top 3 decliners in the month	Ticker	Price RSD	% Change	Turnover EUR
Žitopek a.d., Niš	ZTPK	1.603,00	-35,88%	4.883
Politika a.d., Beograd	PLTK	8,00	-27,27%	56
Omoljica a.d., Omoljica	OMOL	3.071,00	-17,02%	602



## Shares - Official Listing Segments

Prime Listing Shares										
Ticker	Issuer	Price RSD	Turnover EUR	Trades	1y price range	Issued shares	Monthly change	Market CAP	P/E	P/B
AERO	Aerodrom Nikola Tesla a.d. , Beograd	1.920,00	77.384	241	1300 - 1950	35.026.129	1,27%	573.455.088	/	2,35
FINT	Fintel energija a.d. , Beograd	640,00	126	2	590 - 670	26.510.506	0,00%	144.678.511	2.225,31	38,62
JESV	Jedinstvo a.d. , Sevojno	7.401,00	19.481	9	7100 - 8051	255.130	-1,31%	16.101.190	7,91	0,70
MTLC	Metalac a.d. , Gornji Milanovac	1.700,00	13.091	22	1220 - 1735	2.040.000	4,94%	29.572.302	13,52	0,95
NIIS	NIS a.d., Novi Sad	796,00	967.196	530	525 - 810	163.060.400	4,74%	1.106.796.073	5,61	0,48





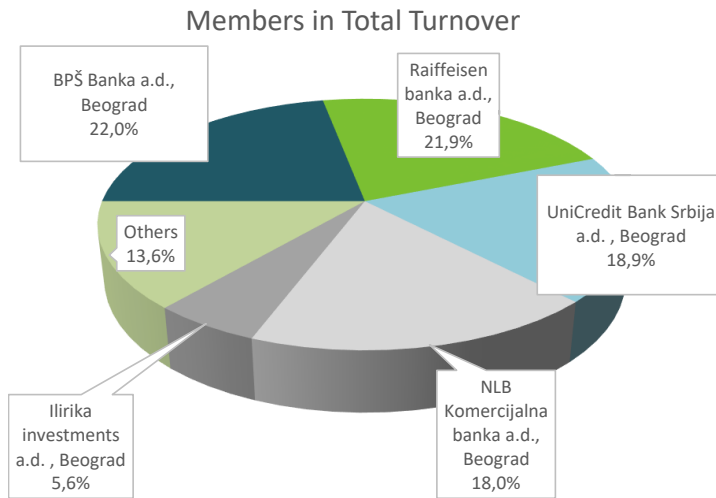
## Bonds - Official Listing Segments

Prime Listing Bonds - top 5 Turnover							
Ticker	Issuer	Price	Turnover EUR	Trades	1y price range	No. of bonds	Monthly change
RSO19181	Republika Srbija	99,0565	14.332.929	4	96 - 106,5	15.000.000	1,50%
RSO20190	Republika Srbija	95,4303	5.695.855	1	91,2316 - 99,8997	10.642.379	1,63%
RSO19185	Republika Srbija	98,6204	493.102	1	98,6204 - 101,6968	151.375	-2,06%
RSRES05A202	Republika Srbija	94,0000	74.132	5	90 - 94	356.479.330	0,00%
RSRES10B202	Republika Srbija	94,0000	20.904	6	91 - 94	57.813.225	-6,00%

## Top Member Statistics

Trading in shares		
Member Name	Turnover EUR	% in Turnover
Ilirika investments a.d., Be	2.693.857	36,85%
Mediolanum invest a.d., B	2.376.208	32,51%
Tesla Capital a.d., Beograd	660.086	9,03%
Dunav Stockbroker a.d., B	616.678	8,44%
OTP banka Srbija a.d., Nov	339.688	4,65%

Member name	Trades	% in Trades
BPŠ Banka a.d., Beograd	552	25,21%
NLB Komercijalna banka a.	333	15,21%
Dunav Stockbroker a.d., B	280	12,79%
OTP banka Srbija a.d., Nov	261	11,92%
Tesla Capital a.d., Beograd	225	10,27%



Trading in bonds		
Member Name	Turnover EUR	% in Turnover
BPŠ Banka a.d., Beograd	10.750.068	25,69%
Raiffeisen banka a.d., Beograd	10.749.651	25,69%
UniCredit Bank Srbija a.d., Beograd	9.279.132	22,17%
NLB Komercijalna banka a.d., Beograd	8.710.981	20,82%
OTP banka Srbija a.d., Novi Sad	1.034.263	2,47%

Member name	Trades	% in Trades
M&V Investments a.d., Beograd	211	32,07%
NLB Komercijalna banka a.d., Beograd	103	15,65%
BPŠ Banka a.d., Beograd	96	14,59%
OTP banka Srbija a.d., Novi Sad	54	8,21%
Tesla Capital a.d., Beograd	49	7,45%