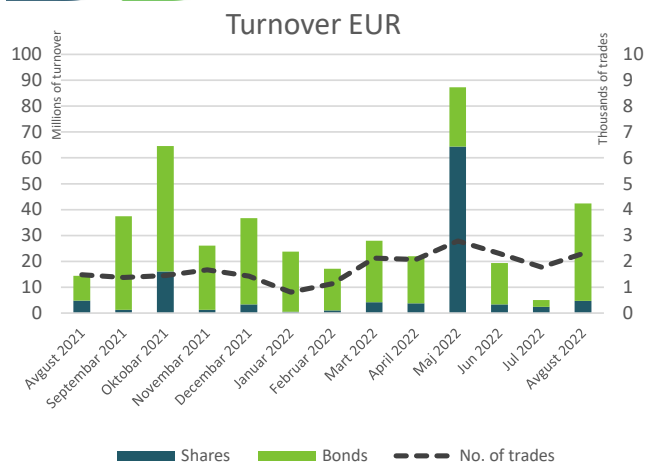


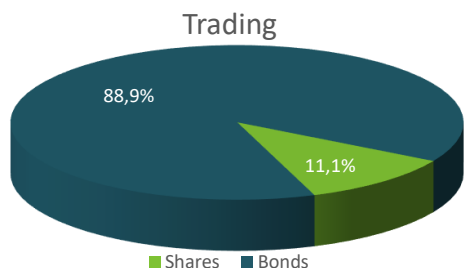


Belgrade Stock Exchange Monthly Report

August 2022

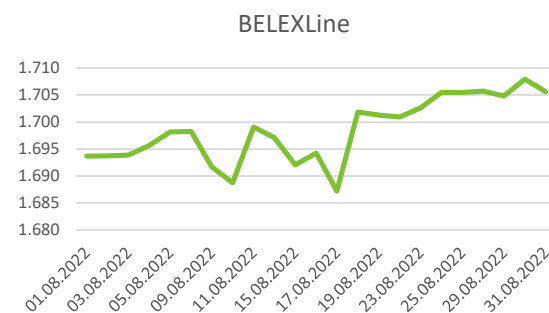
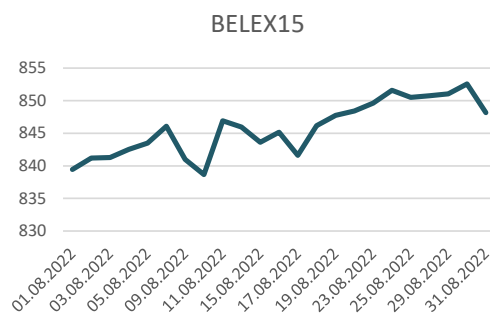


Segment	Total Turnover EUR	Trades
Prime Listing Shares	519.695	1.149
Prime Listing Bonds	37.619.027	120
Standard Listing Shares	25.705	18
Open Market Shares	3.916.971	885
MTP Shares	250.042	128
Total:	42.331.441	2.300



Total Market Capitalization (Shares) EUR: 4.186.493.195

Index	Last	Index Market Cap EUR	% Of Total Market Cap	Trades	Turnover EUR	Moithly Change	YTD
BELEX15	848,18	1.897.594.984	45,33%	1.982	4.388.464	1,49%	3,34%
BELEXLine	1705,64	2.011.151.972	48,04%	2.095	4.653.201	0,80%	-0,35%



Top 5 traded shares

Issuer	Ticker	Price RSD	Turnover EUR	% Change	Trades
Alfa plam a.d. , Vranje	ALFA	18.700,00	3.071.522	-10,53%	49
Dunav osiguranje a.d. , Beograd	DNOS	1.345,00	661.077	3,46%	693
NIS a.d. , Novi Sad	NIIS	628,00	328.785	3,12%	582
PP Feketić a.d. , Sombor	PFKT	2.656,00	184.317	-9,97%	34
Aerodrom Nikola Tesla a.d. , Beograd	AERO	1.450,00	181.401	0,35%	528

Top 3 gainers in the month	Ticker	Price RSD	% Change	Turnover EUR
Transport Voždovac a.d. , Beograd	TRVZ	1.440,00	44,00%	2.834
Impol Seval a.d. , Sevojno	IMPL	5.453,00	21,18%	45.652
Putevi a.d. , Užice	PUUE	440,00	18,92%	3.239

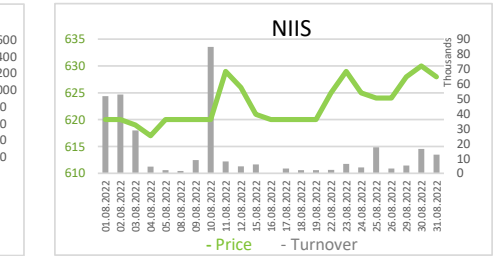
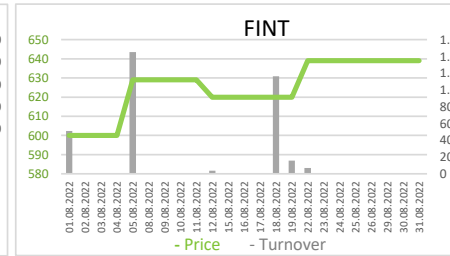
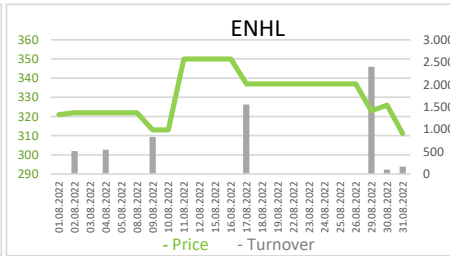
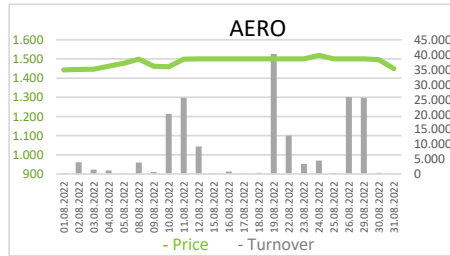
Top 3 decliners in the month	Ticker	Price RSD	% Change	Turnover EUR
Rapid a.d. , Apatin	RPID	303,00	-49,92%	2.174
Iritel a.d. , Beograd	IRTL	1.050,00	-12,50%	6.453
Alfa plam a.d. , Vranje	ALFA	18.700,00	-10,53%	3.071.522



Shares - Official Listing Segments

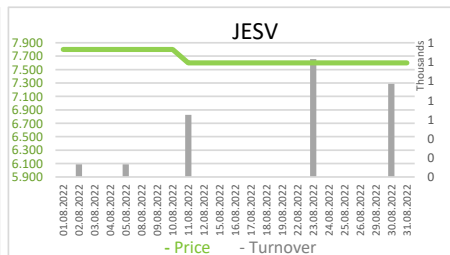
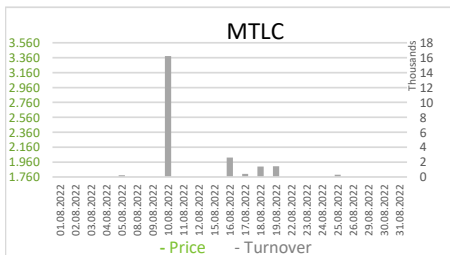
Prime Listing Shares

Ticker	Issuer	Price RSD	Turnover EUR	Trades	1y price range	Issued shares	Monthly change	Market CAP	P/E	P/B
AERO	Aerodrom Nikola Tesla a.d. , Beograd	1.450,00	181.401	528	1000 - 1600	35.026.129	0,35%	432.721.248	/	1,77
ENHL	Energoprojekt holding a.d. , Beograd	311,00	6.117	30	260 - 351	10.931.292	-2,81%	28.965.429	3,49	0,34
FINT	Fintel energija a.d. , Beograd	639,00	3.392	9	590 - 640	26.510.506	1,59%	144.333.436	10.224,00	39,25
NIIS	NIS a.d., Novi Sad	628,00	328.785	582	482 - 640	163.060.400	3,12%	872.481.492	4,43	0,38



Standard Listing Shares

Ticker	Issuer	Price RSD	Turnover EUR	Trades	1y price range	Issued shares	Monthly change	Market CAP	P/E	P/B
JESV	Jedinstvo a.d. , Sevojno	7.600,00	3.115	7	7200 - 9000	255.130	-2,56%	16.520.500	5,46	0,71
KMBN	NLB Komercijalna banka a.d. , Beograd	4.500,00	0	0	3700 - 4963	18.476.386	0,00%	708.398.473	23,27	1,04
MTLC	Metalac a.d. , Gornji Milanovac	1.700,00	22.590	11	1600 - 1870	2.040.000	0,12%	29.547.937	13,64	0,96





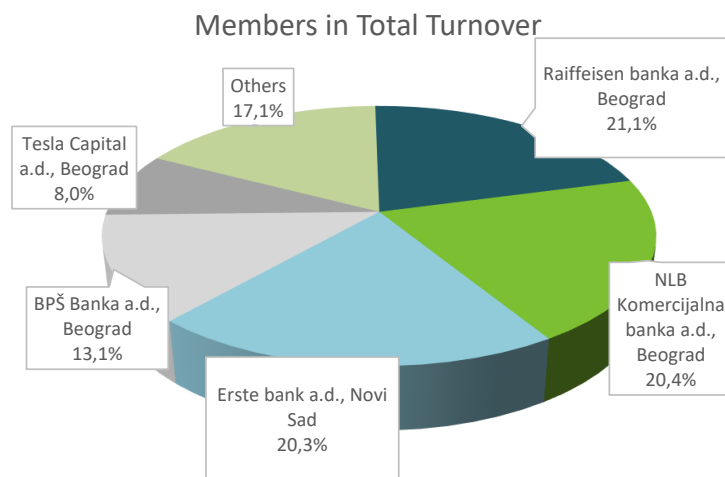
Bonds - Official Listing Segments

Prime Listing Bonds - top 5 Turnover							
Ticker	Issuer	Price	Turnover EUR	Trades	1y price range	No. of bonds	Monthly change
RSO22201	Republika Srbija	101,1982	16.167.059	2	99,4241 - 101,1982	5.726.998	1,78%
RSO16142	Republika Srbija	101,7514	12.182.447	4	101,702 - 107,658	10.155.000	-5,35%
RSO20190	Republika Srbija	92,7329	4.906.821	4	91,2316 - 103,8632	10.642.379	-8,17%
RSO18174	Republika Srbija	99,7177	2.126.312	3	99,7177 - 123,5614	11.810.144	-3,51%
RSO20193	Republika Srbija	83,0723	2.124.186	1	83,0723 - 110,7126	14.527.230	-19,43%

Top Member Statistics

Trading in shares		
Member Name	Turnover EUR	% in Turnover
Tesla Capital a.d., Beograd	6.789.824	72,05%
Dunav Stockbroker a.d., B	580.772	6,16%
OTP banka Srbija a.d., Nov	442.923	4,70%
NLB Komercijalna banka a.	362.726	3,85%
M&V Investments a.d., Be	236.489	2,51%

Member name	Trades	% in Trades
BPŠ Banka a.d., Beograd	909	20,85%
Dunav Stockbroker a.d., B	660	15,14%
NLB Komercijalna banka a.	596	13,67%
Tesla Capital a.d., Beograd	576	13,21%
OTP banka Srbija a.d., Nov	405	9,29%



Trading in bonds		
Member Name	Turnover EUR	% in Turnover
Raiffeisen banka a.d., Beograd	17.780.176	23,63%
Erste bank a.d., Novi Sad	17.079.344	22,70%
NLB Komercijalna banka a.d., Beograd	16.899.234	22,46%
BPŠ Banka a.d., Beograd	11.021.355	14,65%
Dunav Stockbroker a.d., Beograd	4.260.880	5,66%

Member name	Trades	% in Trades
BPŠ Banka a.d., Beograd	68	28,33%
Momentum Securities a.d., Novi Sad	49	20,42%
NLB Komercijalna banka a.d., Beograd	44	18,33%
OTP banka Srbija a.d., Novi Sad	32	13,33%
Mediolanum invest a.d., Beograd	14	5,83%