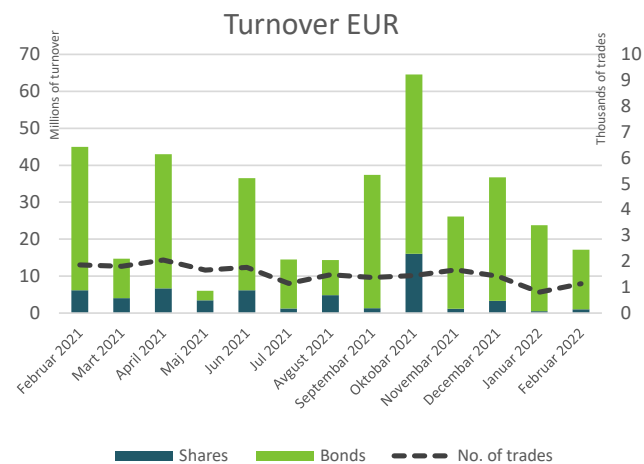


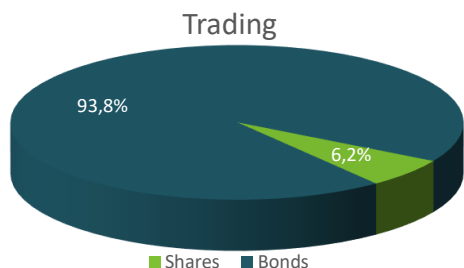


Belgrade Stock Exchange Monthly Report

February 2022

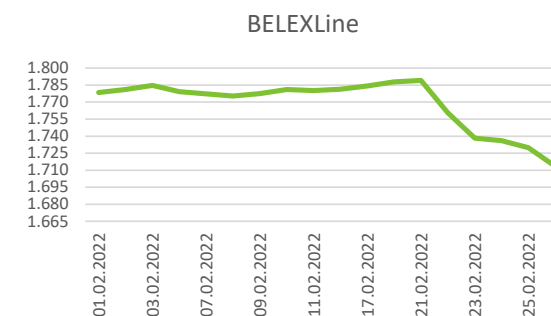
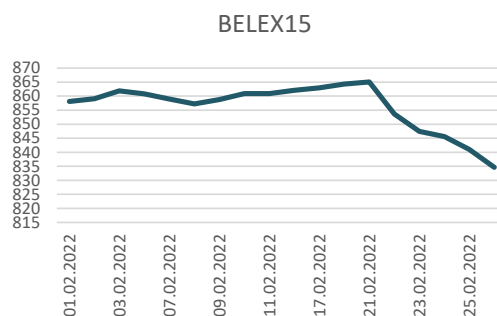


Segment	Total Turnover EUR	Trades
Prime Listing Shares	536.573	697
Prime Listing Bonds	16.113.649	56
Standard Listing Shares	15.399	11
Open Market Shares	98.131	64
MTP Shares	409.624	309
Total:	17.173.375	1.137



Total Market Capitalization (Shares) EUR: 4.592.921.140

Index	Last	Index Market Cap EUR	% Of Total Market Cap	Trades	Turnover EUR	Mohtly Change	YTD
BELEX15	834,64	2.543.622.385	55,38%	740	608.414	-2,82%	1,69%
BELEXLine	1713,41	2.647.115.240	57,63%	807	655.229	-3,80%	0,11%



Top 5 traded shares

Issuer	Ticker	Price RSD	Turnover EUR	% Change	Trades
NIS a.d., Novi Sad	NIIS	598,00	477.460	-2,92%	464
Granit Peščar a.d., Ljig	GRPE	200,00	128.960	-25,93%	4
Stari Tamiš a.d., Pančevo	STTM	5.500,00	78.902	0,00%	55
PP Feketić a.d., Sombor	PFKT	2.800,00	61.750	-8,35%	48
Aerodrom Nikola Tesla a.d., Beograd	AERO	1.120,00	44.863	-1,32%	221

Top 3 gainers in the month

Ticker	Price RSD	% Change	Turnover EUR
Revnost a.d., Novi Sad	RVST	14.444,00	220,98%
Elektroveze proizvodnja a.d., Beograd	ELVPR	177,00	50,00%
Grupa Univerexport Bačka a.d., Bačka P	BABP	791,00	11,57%

Top 3 decliners in the month

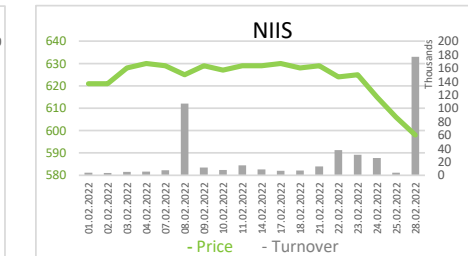
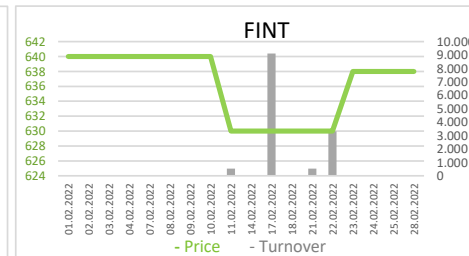
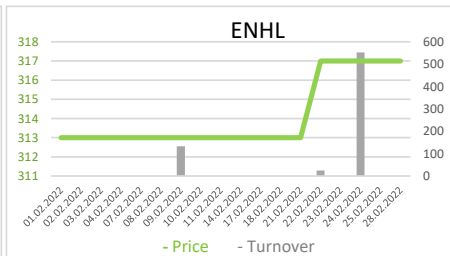
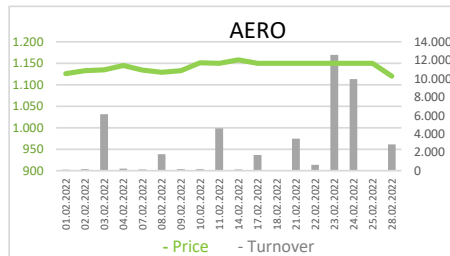
Ticker	Price RSD	% Change	Turnover EUR
Agrobačka a.d., Bačka Topola	AGBC	127,00	-49,20%
Beograd promet a.d., Zemun	BPRZ	5.000,00	-45,36%
Granit Peščar a.d., Ljig	GRPE	200,00	-25,93%



Shares - Official Listing Segments

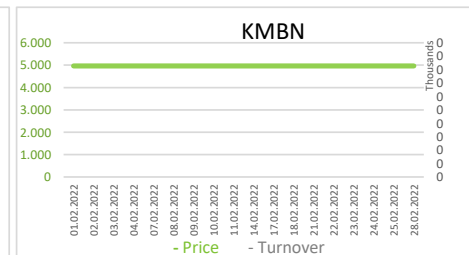
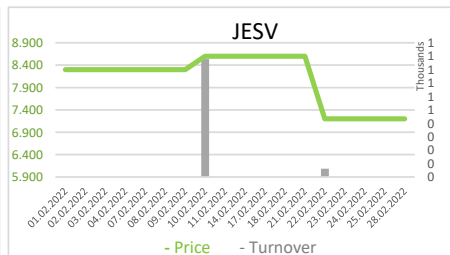
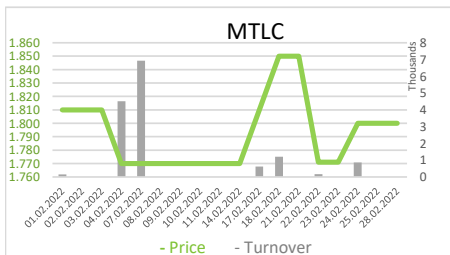
Prime Listing Shares

Ticker	Issuer	Price RSD	Turnover EUR	Trades	1y price range	Issued shares	Monthly change	Market CAP	P/E	P/B
AERO	Aerodrom Nikola Tesla a.d. , Beograd	1.120,00	44.863	221	900 - 1249	35.026.129	-1,32%	333.413.773	/	1,36
ENHL	Energoprojekt holding a.d. , Beograd	317,00	710	4	301 - 430	10.931.292	1,28%	29.451.277	20,95	0,38
FINT	Fintel energija a.d. , Beograd	638,00	13.539	8	599 - 667	26.510.506	-0,31%	143.751.395	/	39,33
NIIS	NIS a.d., Novi Sad	598,00	477.460	464	530 - 640	163.060.400	-2,92%	828.749.077	/	0,39



Standard Listing Shares

Ticker	Issuer	Price RSD	Turnover EUR	Trades	1y price range	Issued shares	Monthly change	Market CAP	P/E	P/B
JESV	Jedinstvo a.d. , Sevojno	7.200,00	939	2	6500 - 9000	255.130	-13,25%	15.612.318	5,65	0,67
KMBN	Komercijalna banka a.d. , Beograd	4.963,00	0	0	3150 - 4963	16.817.956	0,00%	709.399.467	29,13	1,15
MTLC	Metalac a.d. , Gornji Milanovac	1.800,00	14.460	9	1750 - 1940	2.040.000	-0,55%	31.208.726	14,40	1,07





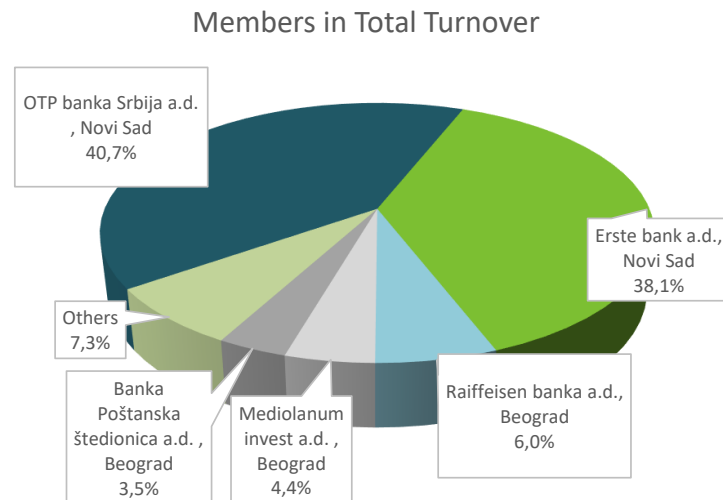
Bonds - Official Listing Segments

Prime Listing Bonds - top 5 Turnover							
Ticker	Issuer	Price	Turnover EUR	Trades	1y price range	No. of bonds	Monthly change
RSO20193	Republika Srbija	106,5042	4.075.119	2	103,6318 - 113,8123	14.527.230	-0,32%
RSO19185	Republika Srbija	102,0632	3.704.894	1	102,0632 - 103,5405	151.375	-1,43%
RSO18174	Republika Srbija	113,8873	3.005.032	2	113,5315 - 123,9034	11.155.644	-3,37%
RSO1471	Republika Srbija	113,1907	2.833.163	1	112,2519 - 113,1907	125.000	0,32%
RSO20191	Republika Srbija	111,4767	1.312.478	5	111,4767 - 121,024	150.000	-3,22%

Top Member Statistics

Trading in shares		
Member Name	Turnover EUR	% in Turnover
Tesla Capital a.d., Beograd	501.642	23,67%
Dunav Stockbroker a.d., B	461.418	21,78%
OTP banka Srbija a.d., Nov	281.923	13,30%
Komercijalna banka a.d., E	197.487	9,32%
M&V Investments a.d., Be	159.511	7,53%

Member name	Trades	% in Trades
Banka Poštanska štedionica	424	19,61%
Komercijalna banka a.d., E	395	18,27%
Tesla Capital a.d., Beograd	274	12,67%
Dunav Stockbroker a.d., B	267	12,35%
Ilirika investments a.d., Be	170	7,86%



Trading in bonds		
Member Name	Turnover EUR	% in Turnover
OTP banka Srbija a.d., Novi Sad	13.711.425	42,55%
Erste bank a.d., Novi Sad	13.076.115	40,57%
Raiffeisen banka a.d., Beograd	1.897.042	5,89%
Mediolanum invest a.d., Beograd	1.510.189	4,69%
Banka Poštanska štedionica a.d., Beog	1.159.487	3,60%

Member name	Trades	% in Trades
M&V Investments a.d., Beograd	46	41,07%
Komercijalna banka a.d., Beograd	34	30,36%
OTP banka Srbija a.d., Novi Sad	13	11,61%
Mediolanum invest a.d., Beograd	8	7,14%
Erste bank a.d., Novi Sad	4	3,57%