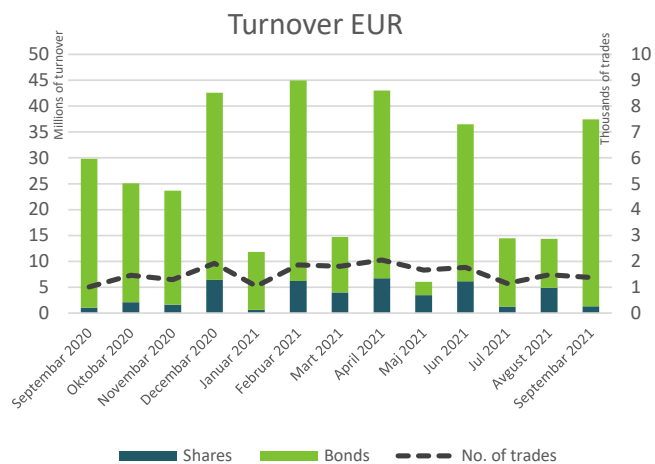


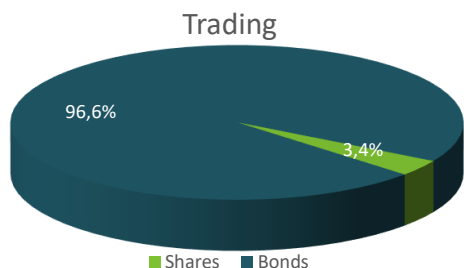


Belgrade Stock Exchange Monthly Report

September 2021

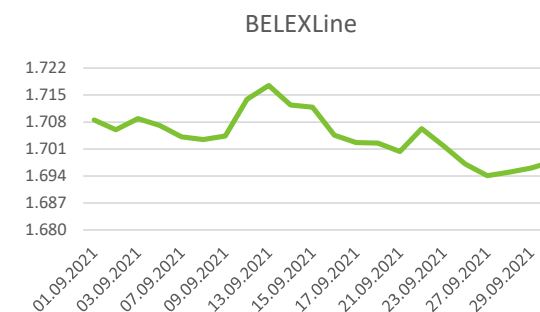
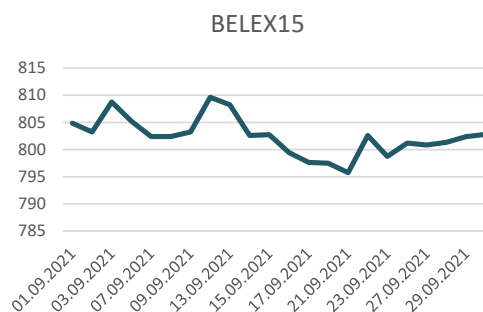


Segment	Total Turnover EUR	Trades
Prime Listing Shares	317.371	896
Prime Listing Bonds	36.137.471	51
Standard Listing Shares	266.014	30
Open Market Shares	526.272	189
MTP Shares	177.194	209
Total:	37.424.321	1.375



Total Market Capitalization (Shares) EUR: 4.401.152.615

Index	Last	Index Market Cap EUR	% Of Total Market Cap	Trades	Turnover EUR	Mohtly Change	YTD
BELEX15	802,81	2.258.251.948	51,31%	995	731.330	-0,27%	7,24%
BELEXLine	1697,72	2.354.775.089	53,50%	1.081	774.217	-0,84%	8,41%



Top 5 traded shares

Issuer	Ticker	Price RSD	Turnover EUR	% Change	Trades
Komercijalna banka a.d. , Beograd	KMBNPB	2.480,00	315.458	60,00%	87
NIS a.d., Novi Sad	NIIS	608,00	283.069	-0,33%	510
Komercijalna banka a.d. , Beograd	KMBN	3.800,00	164.285	2,70%	10
Metalac a.d. , Gornji Milanovac	MTLC	1.800,00	89.729	-3,23%	10
Omoljica a.d. , Omoljica	OMOL	3.700,00	76.759	2,78%	38

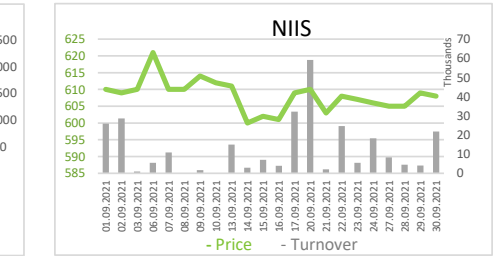
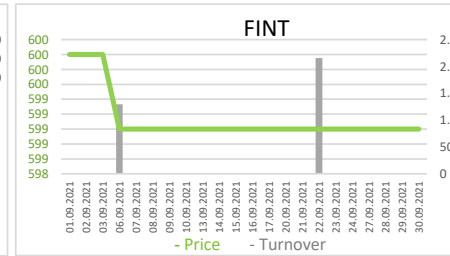
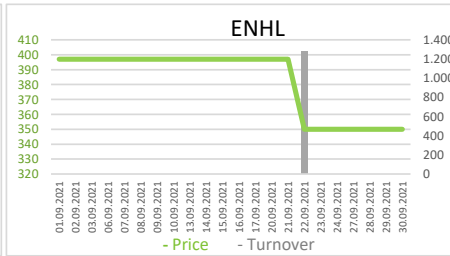
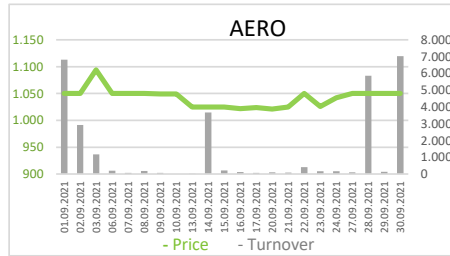
Top 3 gainers in the month		Ticker	Price RSD	% Change	Turnover EUR
Komercijalna banka a.d. , Beograd		KMBNPB	2.480,00	60,00%	315.458
Putevi a.d. , Užice		PUUE	300,00	53,85%	2.406
Žitopek a.d. , Niš		ZTPK	753,00	30,05%	6.444
Top 3 decliners in the month		Ticker	Price RSD	% Change	Turnover EUR
PP Feketić a.d. , Sombor		PFKT	2.000,00	-50,00%	4.933
Polet IGK a.d. , Novi Bečej		PLTNN	1.900,00	-24,00%	339
Novosadski sajam a.d. , Novi Sad		NSSJ	500,00	-16,67%	196



Shares - Official Listing Segments

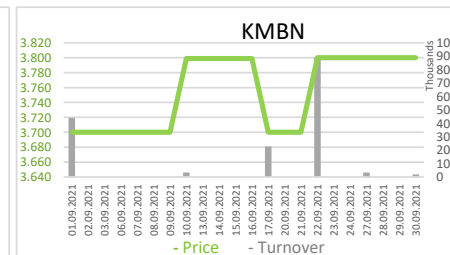
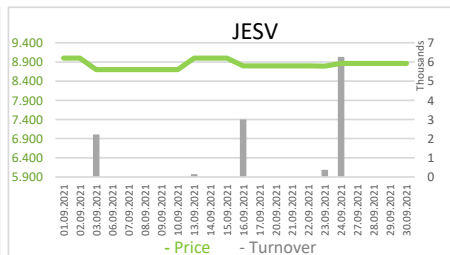
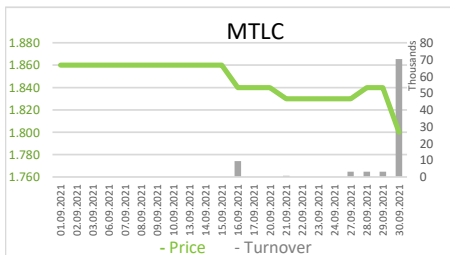
Prime Listing Shares

Ticker	Issuer	Price RSD	Turnover EUR	Trades	1y price range	Issued shares	Monthly change	Market CAP	P/E	P/B
AERO	Aerodrom Nikola Tesla a.d. , Beograd	1.050,00	29.573	376	853 - 1100	35.026.129	0,10%	312.841.033	/	1,27
ENHL	Energoprojekt holding a.d. , Beograd	350,00	1.280	5	301 - 450	10.931.292	-11,84%	32.544.815	23,13	0,42
FINT	Fintel energija a.d. , Beograd	599,00	3.449	5	599 - 667	26.510.506	-0,17%	135.078.774	/	36,93
NIIS	NIS a.d., Novi Sad	608,00	283.069	510	530 - 650	163.060.400	-0,33%	843.323.791	/	0,40



Standard Listing Shares

Ticker	Issuer	Price RSD	Turnover EUR	Trades	1y price range	Issued shares	Monthly change	Market CAP	P/E	P/B
JESV	Jedinstvo a.d. , Sevojno	8.865,00	11.999	10	6444 - 9000	255.130	-1,50%	19.239.002	6,96	0,82
KMBN	Komercijalna banka a.d. , Beograd	3.800,00	164.285	10	2602 - 3800	16.817.956	2,70%	543.624.571	0,00	0,88
MTLC	Metalac a.d. , Gornji Milanovac	1.800,00	89.729	10	1800 - 1950	2.040.000	-3,23%	31.235.247	14,40	1,07





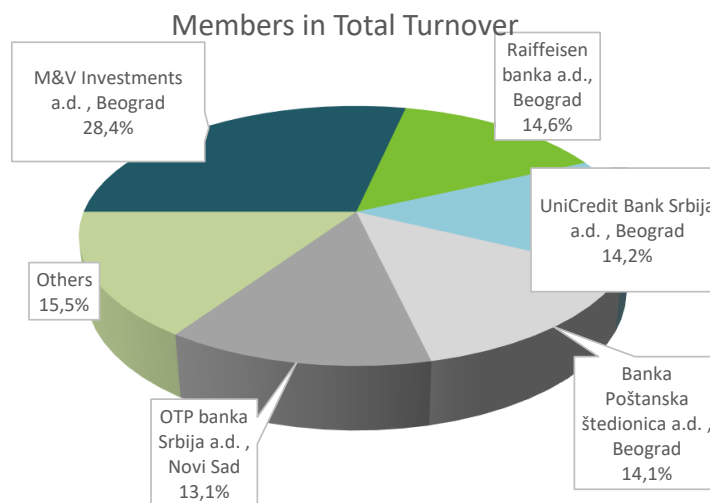
Bonds - Official Listing Segments

Prime Listing Bonds - top 5 Turnover							
Ticker	Issuer	Price	Turnover EUR	Trades	1y price range	No. of bonds	Monthly change
RSO18174	Republika Srbija	122,6378	22.638.764	4	122,4262 - 123,9034	11.155.644	-1,02%
RSO19181	Republika Srbija	111,8001	5.707.159	2	109,841 - 113,4971	15.000.000	-0,32%
RSO20191	Republika Srbija	116,8232	3.822.853	4	109,7029 - 120,8222	150.000	-2,94%
RSO19185	Republika Srbija	103,5405	3.106.215	1	103,5405 - 103,5405	151.375	0,30%
RSO20193	Republika Srbija	109,6654	797.323	2	109,6654 - 113,8123	14.833.259	-3,64%

Top Member Statistics

Trading in shares		
Member Name	Turnover EUR	% in Turnover
OTP banka Srbija a.d., Nov	404.275	15,71%
Dunav Stockbroker a.d., B	335.693	13,04%
Tesla Capital a.d., Beograd	318.377	12,37%
M&V Investments a.d., Be	316.883	12,31%
Komercijalna banka a.d., E	255.615	9,93%

Member name	Trades	% in Trades
Banka Poštanska štedionica	723	27,30%
Komercijalna banka a.d., E	339	12,80%
Dunav Stockbroker a.d., B	317	11,97%
OTP banka Srbija a.d., Nov	307	11,59%
Tesla Capital a.d., Beograd	251	9,48%



Trading in bonds		
Member Name	Turnover EUR	% in Turnover
M&V Investments a.d., Beograd	20.973.489	29,02%
Raiffeisen banka a.d., Beograd	10.767.152	14,90%
UniCredit Bank Srbija a.d., Beograd	10.603.381	14,67%
Banka Poštanska štedionica a.d., Beograd	10.556.609	14,61%
OTP banka Srbija a.d., Novi Sad	9.409.662	13,02%

Member name	Trades	% in Trades
Komercijalna banka a.d., Beograd	48	47,06%
OTP banka Srbija a.d., Novi Sad	29	28,43%
Intercity broker a.d., Beograd	6	5,88%
Raiffeisen banka a.d., Beograd	6	5,88%
Mediolanum invest a.d., Beograd	5	4,90%