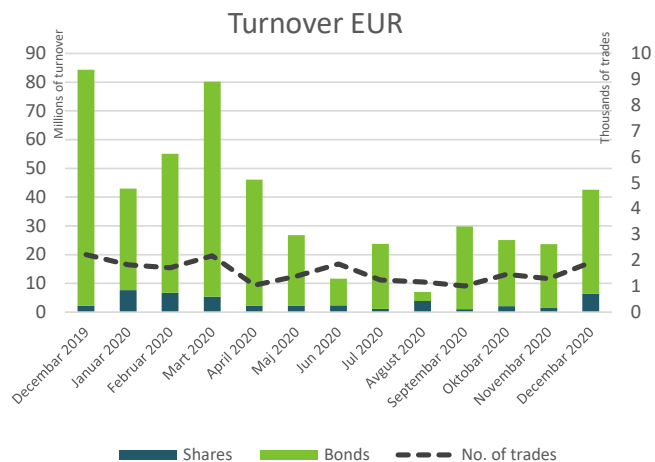


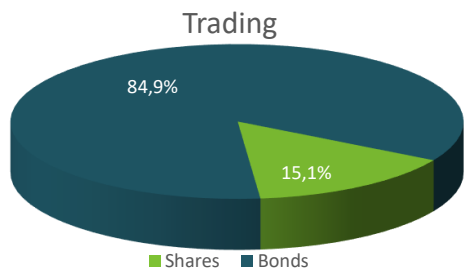


Belgrade Stock Exchange Monthly Report

December 2020

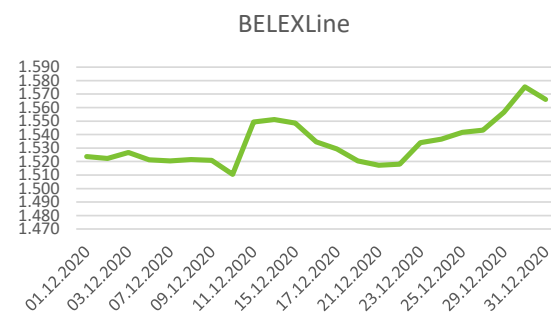
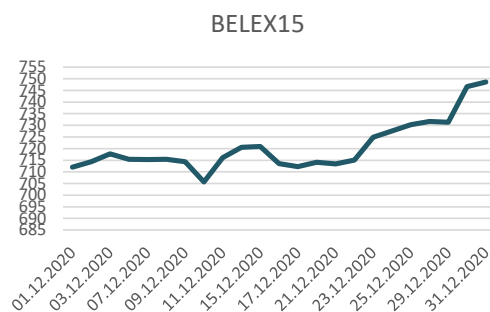


Segment	Total Turnover EUR	Trades
Prime Listing Shares	2.198.538	1.013
Prime Listing Bonds	36.165.942	15
Standard Listing Shares	536.779	127
Open Market Shares	2.452.265	225
MTP Shares	1.230.826	543
Total:	42.584.349	1.923



Total Market Capitalization (Shares) EUR: 4.451.496.165

Index	Last	Index Market Cap EUR	% Of Total Market Cap	Trades	Turnover EUR	Mohtly Change	YTD
BELEX15	748,61	2.205.791.343	49,55%	1.246	4.234.886	4,91%	-6,62%
BELEXLine	1566,03	2.284.570.855	51,32%	1.360	5.130.215	2,77%	-9,31%



Top 5 traded shares

Issuer	Ticker	Price RSD	Turnover EUR	% Change	Trades
NIS a.d., Novi Sad	NIIS	644,00	1.385.935	12,00%	566
Alfa plam a.d., Vranje	ALFA	21.004,00	1.366.778	-8,68%	37
ALTA banka a.d., Beograd	JMBN	5.002,00	862.027	12,40%	32
Fintel energija a.d., Beograd	FINT	625,00	640.139	3,99%	17
Senta - promet a.d., Senta	SNPR	4.664,00	571.766	86,56%	4

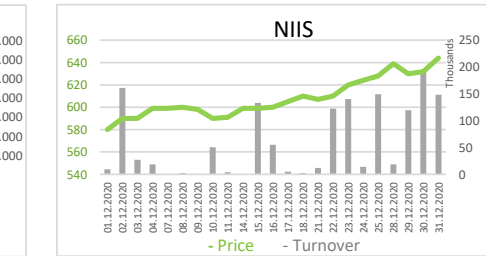
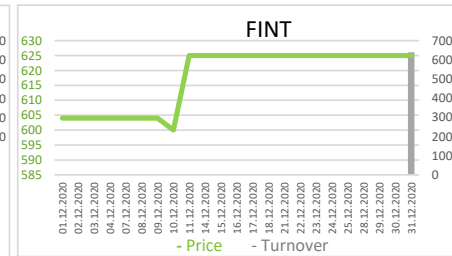
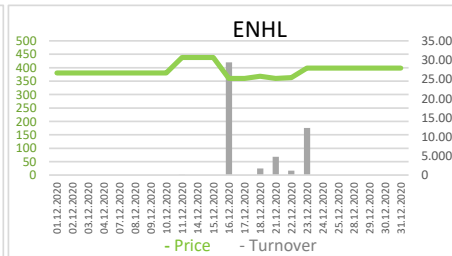
Top 3 gainers in the month		Ticker	Price RSD	% Change	Turnover EUR
Senta - promet a.d., Senta		SNPR	4.664,00	86,56%	571.766
Philip Morris Operations a.d., Niš		DINN	7.500,00	49,97%	2.275
Putevi a.d., Užice		PUUE	98,00	48,48%	93
Top 3 decliners in the month		Ticker	Price RSD	% Change	Turnover EUR
Progres a.d., Beograd		PRGS	13,00	-68,29%	736
Dunav Grocka a.d., Grocka		DNVG	80,00	-32,77%	24
Metalac Home Market a.d., Novi Sad		AGMT	600,00	-25,00%	4.057



Shares - Official Listing Segments

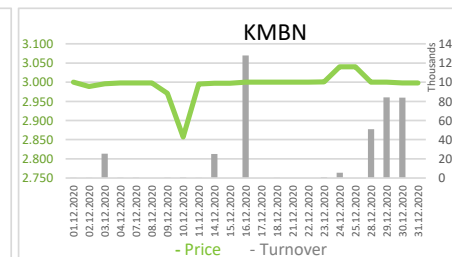
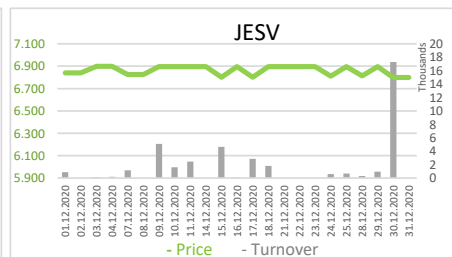
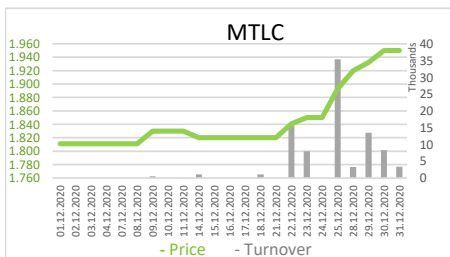
Prime Listing Shares

Ticker	Issuer	Price RSD	Turnover EUR	Trades	1y price range	Issued shares	Monthly change	Market CAP	P/E	P/B
AERO	Aerodrom Nikola Tesla a.d. , Beograd	1.036,00	123.075	409	710 - 1100	35.026.129	11,64%	308.615.478	/	1,22
ENHL	Energoprojekt holding a.d. , Beograd	399,00	49.388	21	360 - 690	10.931.292	5,00%	37.094.558	/	0,48
FINT	Fintel energija a.d. , Beograd	625,00	640.139	17	530 - 670	26.510.506	3,99%	140.917.146	/	35,57
NIIS	NIS a.d., Novi Sad	644,00	1.385.935	566	490 - 760	163.060.400	12,00%	893.100.178	5,93	0,40



Standard Listing Shares

Ticker	Issuer	Price RSD	Turnover EUR	Trades	1y price range	Issued shares	Monthly change	Market CAP	P/E	P/B
JESV	Jedinstvo a.d. , Sevojno	6.799,00	40.556	39	5500 - 7020	255.130	-0,01%	14.752.729	5,09	0,62
KMBN	Komercijalna banka a.d. , Beograd	2.998,00	406.142	46	2150 - 3380	16.817.956	-0,07%	428.815.669	5,75	0,68
MTLC	Metalac a.d. , Gornji Milanovac	1.950,00	90.081	42	1750 - 2200	2.040.000	7,68%	33.832.227	14,38	1,18





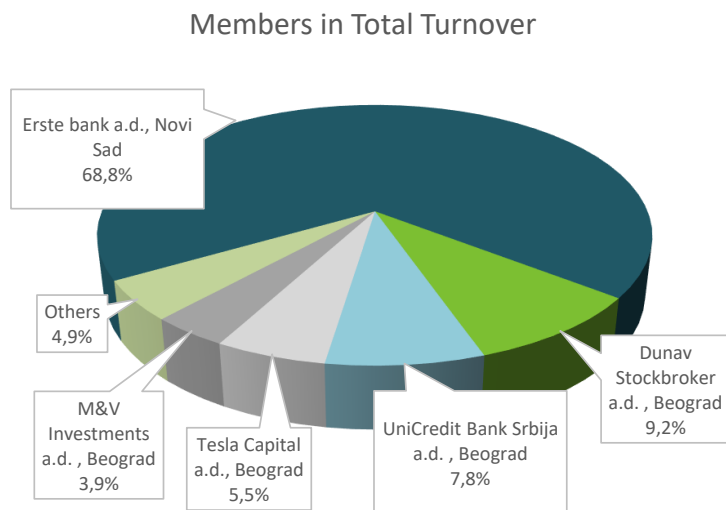
Bonds - Official Listing Segments

Prime Listing Bonds - top 5 Turnover							
Ticker	Issuer	Price	Turnover EUR	Trades	1y price range	No. of bonds	Monthly change
RSO19182	Republika Srbija	105,6564	12.582.328	1	103,3809 - 105,6564	9.174.521	1,95%
RSO19184	Republika Srbija	101,8887	8.762.428	1	101,8406 - 101,8887	200.000	0,05%
RSO16135	Republika Srbija	102,3720	4.057.002	1	102,372 - 104,4851	75.000	-2,02%
RSO18173	Republika Srbija	101,4527	3.676.646	1	101,4527 - 101,4527	50.000	-0,86%
RSO19181	Republika Srbija	113,4971	3.111.753	3	108,774 - 113,4971	15.000.000	1,16%

Top Member Statistics

Trading in shares		
Member Name	Turnover EUR	% in Turnover
Tesla Capital a.d., Beograd	4.683.210	36,48%
M&V Investments a.d., Be	3.296.763	25,68%
Dunav Stockbroker a.d., B	1.698.829	13,23%
Vojvođanska banka a.d., N	980.324	7,64%
Momentum Securities a.d.	702.191	5,47%

Member name	Trades	% in Trades
Banka Poštanska štedionica	800	20,96%
Komercijalna banka a.d., B	537	14,07%
Vojvođanska banka a.d., N	479	12,55%
M&V Investments a.d., Be	358	9,38%
Tesla Capital a.d., Beograd	356	9,33%



Trading in bonds		
Member Name	Turnover EUR	% in Turnover
Erste bank a.d., Novi Sad	58.392.933	80,73%
UniCredit Bank Srbija a.d., Beograd	6.604.264	9,13%
Dunav Stockbroker a.d., Beograd	6.125.203	8,47%
Mediolanum invest a.d., Beograd	488.208	0,67%
Raiffeisen banka a.d., Beograd	479.061	0,66%

Member name	Trades	% in Trades
Erste bank a.d., Novi Sad	9	30,00%
Mediolanum invest a.d., Beograd	6	20,00%
UniCredit Bank Srbija a.d., Beograd	6	20,00%
Dunav Stockbroker a.d., Beograd	5	16,67%
Raiffeisen banka a.d., Beograd	1	3,33%