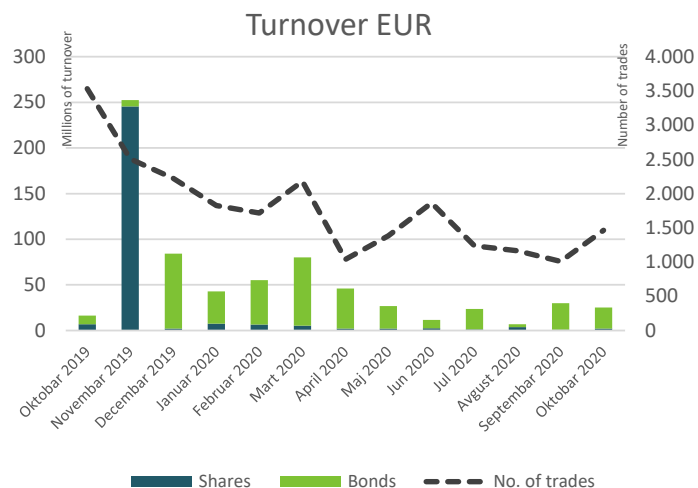


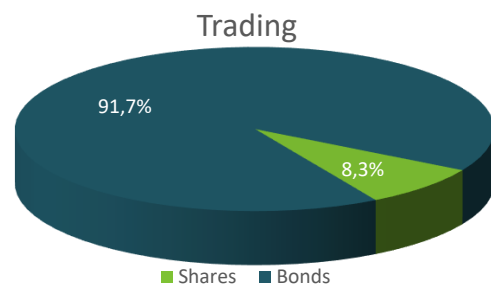


Belgrade Stock Exchange Monthly Report

October 2020

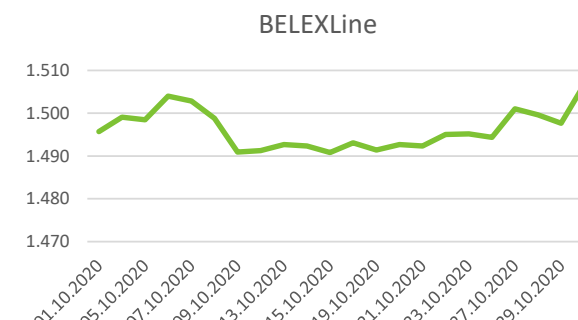
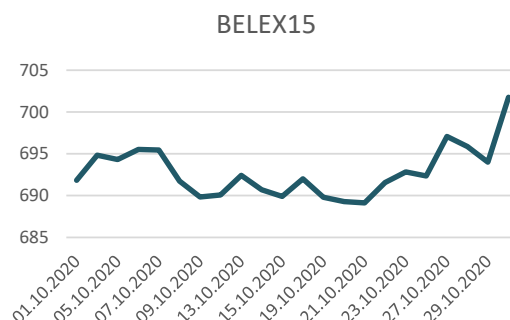


Segment	Total Turnover EUR	Trades
Prime Listing Shares	253.420	913
Prime Listing Bonds	22.991.642	16
Standard Listing Shares	295.115	103
Open Market Shares	994.324	248
MTP Shares	538.624	183
Total:	25.073.126	1.463



Total Market Capitalization (Shares) EUR: 4.170.073.244

Index	Last	Index Market Cap EUR	% Of Total Market Cap	Trades	Turnover EUR	Mohtly Change	YTD
BELEX15	701,76	2.029.006.912	48,66%	1.127	842.002	1,27%	-12,46%
BELEXLine	1506,77	2.107.161.715	50,53%	1.201	1.528.274	0,23%	-12,74%



Top 5 traded shares

Issuer	Ticker	Price RSD	Turnover EUR	% Change	Trades
ALTA banka a.d. , Beograd	JMBN	4.450,00	604.518	-11,00%	4
Tehnopromet a.d. , Beograd	THPT	230,00	196.892	0,00%	1
NIS a.d., Novi Sad	NIIS	549,00	188.075	-4,85%	501
Metalac a.d. , Gornji Milanovac	MTLC	1.900,00	138.943	0,00%	11
Messer Tehnogas a.d. , Beograd	TGAS	13.500,00	95.429	3,85%	23

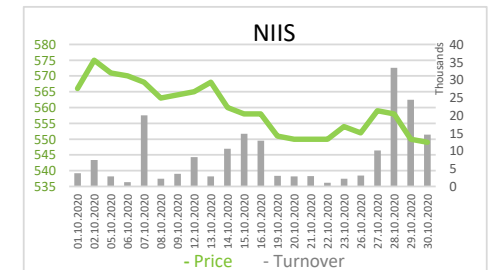
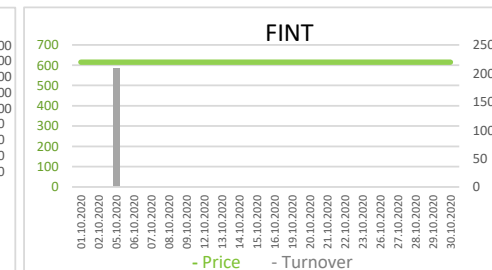
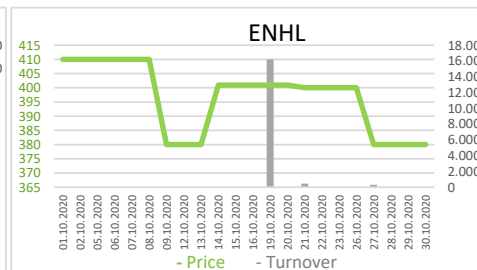
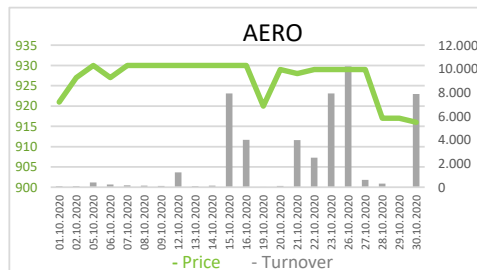
Top 3 gainers in the month	Ticker	Price RSD	% Change	Turnover EUR
Savremena administracija a.d. , Beograd	SVRME	4.200,00	68,00%	75.535
Luka Leget a.d. , Sremska Mitrovica	LKLG	1.600,00	42,10%	68
Tehnohemija a.d. , Beograd	THHM	300,00	32,16%	4.412

Top 3 decliners in the month	Ticker	Price RSD	% Change	Turnover EUR
Šljunkara a.d. , Bela Crkva	SLJU	476,00	-49,95%	2.729
Žitopek a.d. , Niš	ZTPK	600,00	-22,08%	726
Iritel a.d. , Beograd	IRTL	1.000,00	-15,18%	300

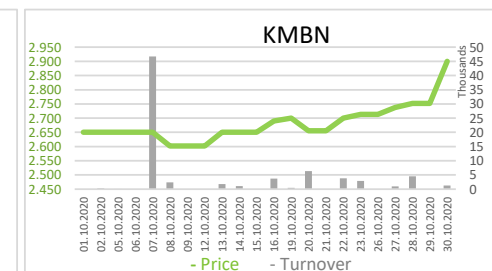
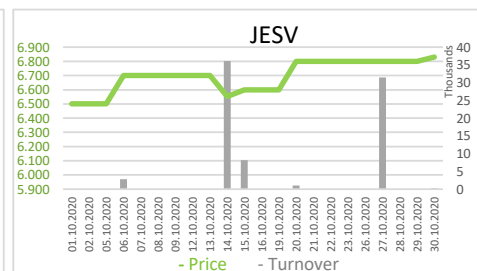
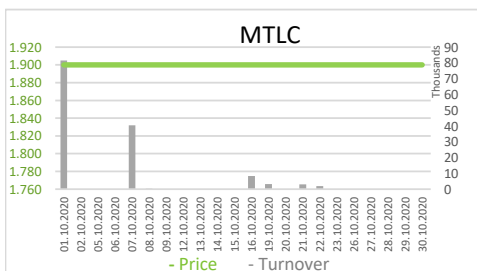


Shares - Official Listing Segments

Prime Listing Shares										
Ticker	Issuer	Price RSD	Turnover EUR	Trades	1y price range	Issued shares	Monthly change	Market CAP	P/E	P/B
AERO	Aerodrom Nikola Tesla a.d. , Beogra	916,00	48.117	401	710 - 1100	35.026.129	-1,19%	272.897.059	/	1,08
ENHL	Energoprojekt holding a.d. , Beograd	380,00	17.018	10	380 - 730	10.931.292	-7,32%	35.331.846	/	0,46
FINT	Fintel energija a.d. , Beograd	615,00	209	1	530 - 670	26.510.506	0,00%	138.676.979	/	35,00
NIIS	NIS a.d., Novi Sad	549,00	188.075	501	490 - 760	163.060.400	-4,85%	761.433.687	5,06	0,34



Standard Listing Shares										
Ticker	Issuer	Price RSD	Turnover EUR	Trades	1y price range	Issued shares	Monthly change	Market CAP	P/E	P/B
JESV	Jedinstvo a.d. , Sevojno	6.830,00	79.746	41	5500 - 7020	255.130	5,06%	14.821.545	5,12	0,62
KMBN	Komercijalna banka a.d. , Beograd	2.900,00	76.426	51	2150 - 3380	16.817.956	9,43%	414.841.742	5,57	0,66
MTLC	Metalac a.d. , Gornji Milanovac	1.900,00	138.943	11	1750 - 2200	2.040.000	0,00%	32.968.183	14,01	1,15





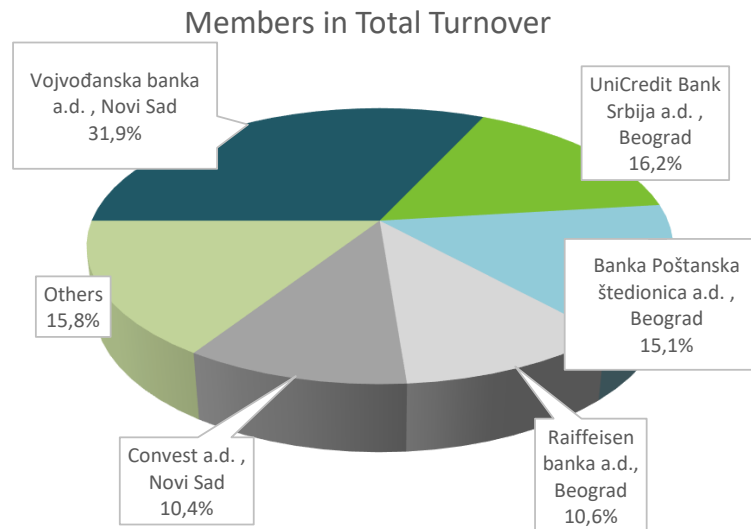
Bonds - Official Listing Segments

Prime Listing Bonds - top 5 Turnover							
Ticker	Issuer	Price	Turnover EUR	Trades	1y price range	No. of bonds	Monthly change
RSO16142	Republika Srbija	110,7778	9.920.683	2	110,4327 - 115,67	11.000.000	0,06%
RSO19181	Republika Srbija	111,3738	6.345.158	2	108,774 - 114,2718	15.000.000	0,05%
RSO17156	Republika Srbija	103,1737	5.158.685	1	103,1737 - 103,1737	100.000	3,38%
RSO18179	Republika Srbija	100,9849	1.009.849	1	100,9849 - 100,9849	26.972	-0,36%
RSO20191	Republika Srbija	109,7029	548.515	2	106,9523 - 110,5069	150.000	-0,73%

Top Member Statistics

Trading in shares		
Member Name	Turnover EUR	% in Turnover
Tesla Capital a.d., Beograd	1.886.316	45,31%
Vojvođanska banka a.d., N	488.154	11,73%
M&V Investments a.d., Be	483.104	11,61%
Iilirika investments a.d., Be	236.115	5,67%
Komercijalna banka a.d., E	232.339	5,58%

Member name	Trades	% in Trades
Banka Poštanska štedionica	766	26,47%
Komercijalna banka a.d., E	473	16,34%
Dunav Stockbroker a.d., B	378	13,06%
Vojvođanska banka a.d., N	223	7,71%
Iilirika investments a.d., Be	213	7,36%



Trading in bonds		
Member Name	Turnover EUR	% in Turnover
Vojvođanska banka a.d., Novi Sad	15.509.823	33,73%
UniCredit Bank Srbija a.d., Beograd	8.113.017	17,64%
Banka Poštanska štedionica a.d., Beog	7.566.994	16,46%
Raiffeisen banka a.d., Beograd	5.158.685	11,22%
Convest a.d., Novi Sad	5.158.685	11,22%

Member name	Trades	% in Trades
Vojvođanska banka a.d., Novi Sad	9	28,13%
Banka Poštanska štedionica a.d., Beog	7	21,88%
Mediolanum invest a.d., Beograd	4	12,50%
UniCredit Bank Srbija a.d., Beograd	3	9,38%
Erste bank a.d., Novi Sad	3	9,38%