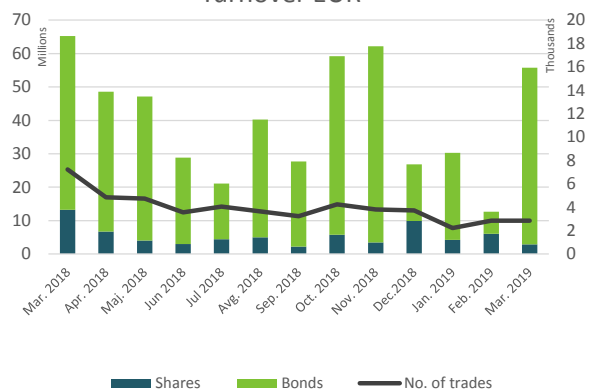




Belgrade Stock Exchange Monthly Report

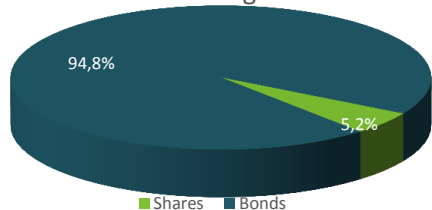
March 2019

Turnover EUR



Segment	Total Turnover EUR	Trades
Prime Listing Shares	1.413.923	2.096
Prime Listing Bonds	52.823.478	12
Standard Listing Shares	757.423	133
Open Market Shares	545.116	316
MTP Shares	165.809	303
Total:	55.705.749	2.860

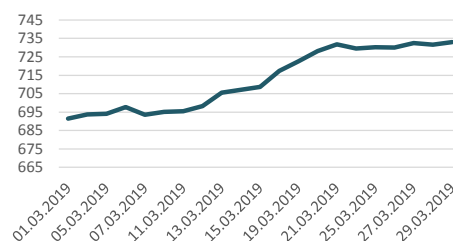
Trading



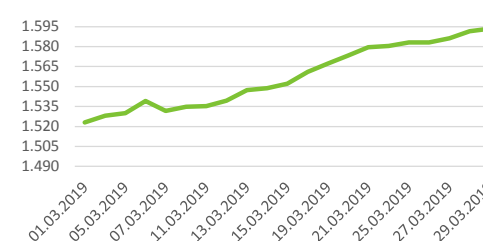
Total Market Capitalization (Shares) EUR: 4.384.469.276

Index	Last	Index Market Cap EUR	% Of Total Market Cap	Trades	Turnover EUR	Moithy Change	YTD
BELEX15	732,92	2.013.416.061	45,92%	2.371	2.623.155	6,18%	-3,78%
BELEXLine	1593,45	2.312.685.901	52,75%	2.442	2.672.896	4,97%	0,26%

BELEX15



BELEXLine



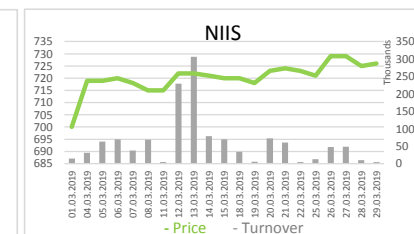
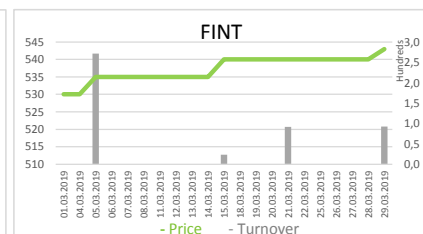
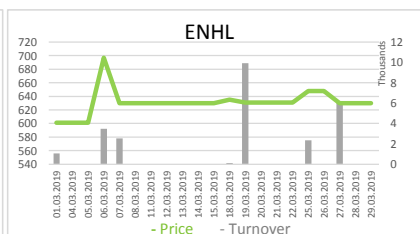
Top 5 traded Shares					
Issuer	Ticker	Price RSD	Turnover EUR	% Change	
NIS a.d., Novi Sad	NIIS	726,00	1.271.893	2,83%	1.017
Komercijalna banka a.d., Beograd	KMBN	2.800,00	561.225	12,09%	56
Messer Tehnogas a.d., Beograd	TGAS	10.950,00	177.435	1,85%	48
Alfa plam a.d., Vranje	ALFA	33.000,00	126.369	0,00%	11
Galenika Fitofarmacija a.d., Zemun	FITO	2.850,00	120.824	3,86%	35

Top 3 Gainers in the month				
	Ticker	Price RSD	% Change	Turnover EUR
Ikarbus a.d., Zemun	IKRB	805,00	251,53%	13.808
Telefonkabl a.d., Beograd	TLKB	6.000,00	100,00%	2.858
Goša FOM a.d., Smederevska Palanka	GFOM	360,00	50,00%	15
Top 3 Decliners in the month				
	Ticker	Price RSD	% Change	Turnover EUR
Simpo a.d., Vranje	SMPO	50,00	-32,43%	51
Čoka duvanska industrija a.d., Čoka	COKA	10.000,00	-24,81%	2.679
Uniprom a.d., Novi Pazar	UNPR	500,00	-23,08%	521

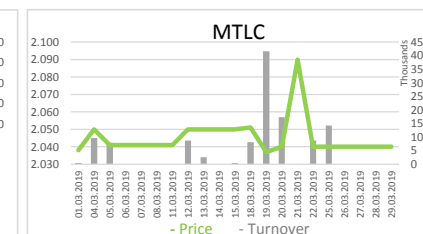
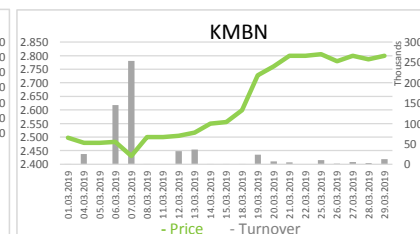
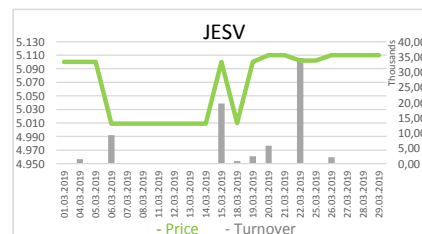


Shares - Official Listing Segments

Prime Listing Shares										
Ticker	Issuer	Price RSD	Turnover EUR	Trades	1y price range	Issued shares	Monthly change	Market CAP	P/E	P/B
AERO	Aerodrom Nikola Tesla a.d. , Beograd	848,00	116.023	1.036	630 - 1956	35.026.129	18,44%	251.772.941	0,56	0,37
ENHL	Energoprojekt holding a.d. , Beograd	630,00	25.528	38	600 - 800	10.931.292	5,00%	58.375.835	9,02	0,76
FINT	Fintel energija a.d. , Beograd	543,00	478	5	505 - 543	26.510.506	2,45%	122.022.215	/	27,56
NIIS	NIS a.d. , Novi Sad	726,00	1.271.893	1.017	662 - 736	163.060.400	2,83%	1.003.474.133	4,26	0,50



Standard Listing Shares										
Ticker	Issuer	Price RSD	Turnover EUR	Trades	1y price range	Issued shares	Monthly change	Market CAP	P/E	P/B
JESV	Jedinstvo a.d. , Sevojno	5.110,00	76.597	30	5000 - 5400	277.373	0,20%	12.014.512	6,86	0,55
KMBN	Komercijalna banka a.d. , Beograd	2.800,00	561.225	56	1763 - 2900	16.817.956	12,09%	399.164.859	5,93	0,76
MTLC	Metalac a.d. , Gornji Milanovac	2.040,00	119.601	47	1921 - 2110	2.040.000	0,99%	35.276.167	15,32	1,29





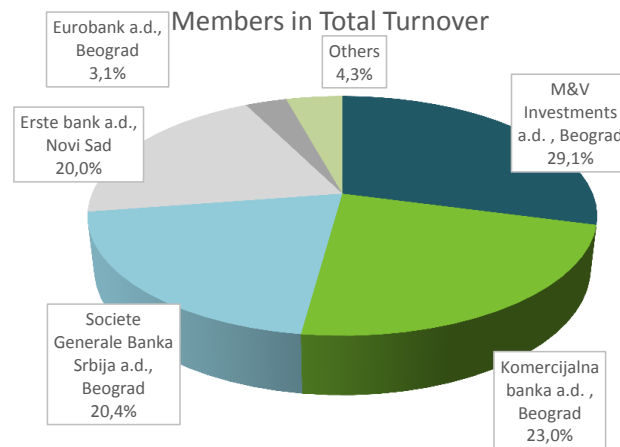
Bonds - Official Listing Segments

Prime Listing Bonds - top 5 Turnover							
Ticker	Issuer	Price	Turnover EUR	Trades	1y price range	No. Of Bonds	Monthly change
RSO17154	Republika Srbija	103,0963	22.709.899	4	100,4215 - 103,7921	1.821.197	1,14%
RSO1473	Republika Srbija	104,4781	12.537.318	2	104,229 - 104,3691	46.803	0,10%
RSO19182	Republika Srbija	100,8073	6.464.493	1	100,165 - 100,165	7.174.115	0,64%
RSO18175	Republika Srbija	101,3001	4.052.004	1	100,9354 - 100,9354	12.812	0,36%
RSO1467	Republika Srbija	122,5593	2.594.895	1	117,5149 - 121,1733	957.503	1,14%

Top Member Statistics

Trading in Shares		
Member Name	Turnover EUR	% in Turnover
Vojvođanska banka a.d. , N	1.106.493	19,20%
Momentum Securities a.d.	1.015.573	17,62%
M&V Investments a.d. , Be	706.181	12,25%
Dunav Stockbroker a.d. , B	627.088	10,88%
Tesla Capital a.d., Beograd	608.037	10,55%

Member Name	Trades	% in Trades
Banka Poštanska štedionica	1.824	32,02%
Vojvođanska banka a.d. , N	711	12,48%
Komercijalna banka a.d. , E	676	11,87%
Dunav Stockbroker a.d. , B	454	7,97%
Tesla Capital a.d., Beograd	353	6,20%



Trading in Bonds		
Member Name	Turnover EUR	% in Turnover
M&V Investments a.d. , Beograd	31.756.011	30,06%
Komercijalna banka a.d. , Beograd	25.466.303	24,11%
Societe Generale Banka Srbija a.d., I	22.709.899	21,49%
Erste bank a.d., Novi Sad	22.220.319	21,04%
Eurobank a.d., Beograd	3.491.206	3,30%

Member Name	Trades	% in Trades
Erste bank a.d., Novi Sad	8	33,33%
M&V Investments a.d. , Beograd	4	16,67%
Komercijalna banka a.d. , Beograd	4	16,67%
Societe Generale Banka Srbija a.d., I	4	16,67%
Dunav Stockbroker a.d. , Beograd	2	8,33%