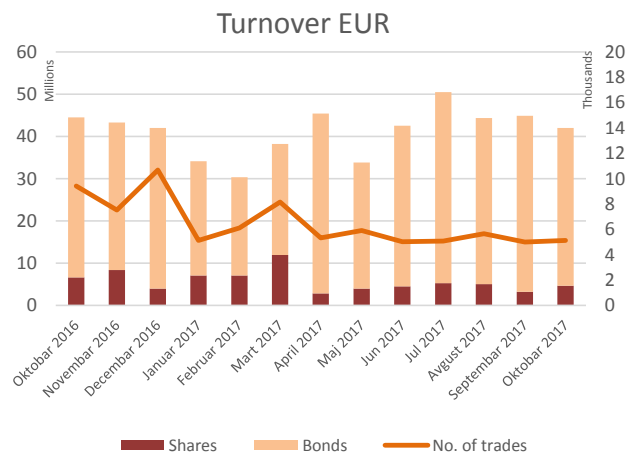


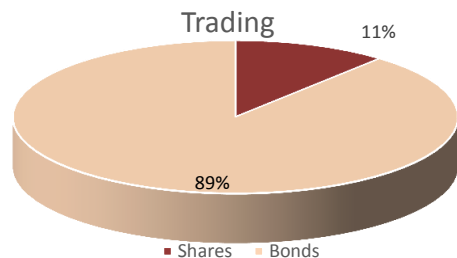


Belgrade Stock Exchange Monthly Report

October 2017

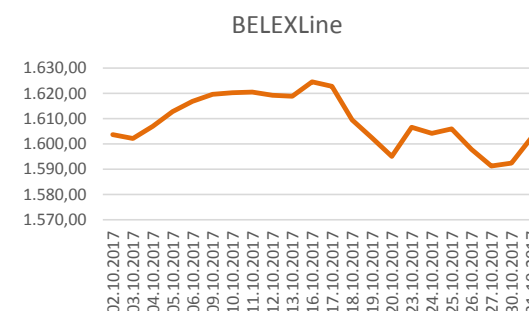
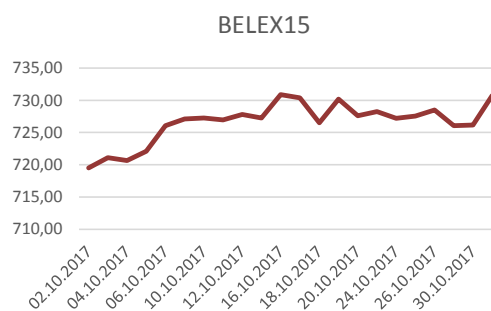


Segment	Total Turnover EUR	Trades
Prime Listing Shares	854.298	4.154
Prime Listing Bonds	37.277.381	25
Standard Listing Shares	953.482	128
Open Market Shares	2.519.988	346
MTP Shares	372.482	477
Total:	41.977.631	5.130



Total Market Capitalization (Shares) EUR: 4.542.027.298

Index	Last	Index Market Cap EUR	% Of Total Market Cap	Trades	Turnover EUR	Moithly Change	YTD
BELEX15	730,72	2.071.309.486	45,60%	4.388	4.148.318	1,38%	1,86%
BELEXLine	1602,43	2.265.065.709	49,87%	4.549	4.282.657	-0,12%	2,10%



Top 5 traded Shares

Issuer	Ticker	Price RSD	Turnover EUR	% Change	Trades
Alfa plam a.d. , Vranje	ALFA	35.255,00	2.168.828	-2,07%	21
Jedinstvo a.d. , Sevojno	JESV	5.200,00	515.067	1,23%	49
NIS a.d., Novi Sad	NIIS	706,00	373.884	4,90%	2.057
Metalac a.d. , Gornji Milanovac	MTLC	1.980,00	362.391	3,94%	40
Aerodrom Nikola Tesla a.d. , Beograd	AERO	1.414,00	360.380	4,74%	1.972

Top 3 Gainers in the month

Ticker	Price RSD	% Change	Turnover EUR	
Elkok a.d. , Kosjerić	ELKK	826,00	72,08%	40.897
Dunav Re a.d. , Beograd	DNREM	10.200,00	70,00%	3.418
Utva silosi a.d. , Kovin	UTSI	900,00	28,57%	24.491

Top 3 Decliners in the month

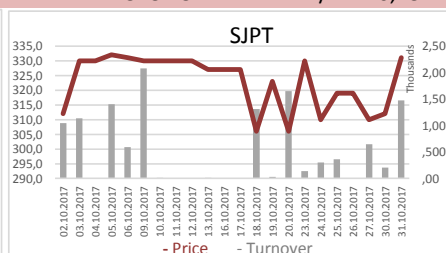
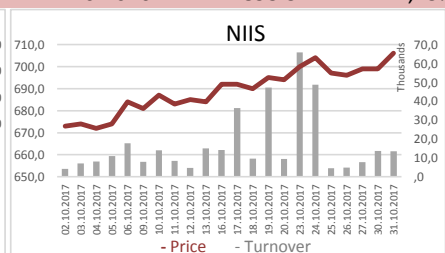
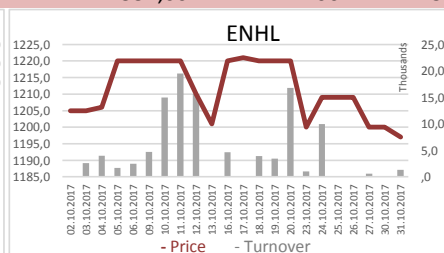
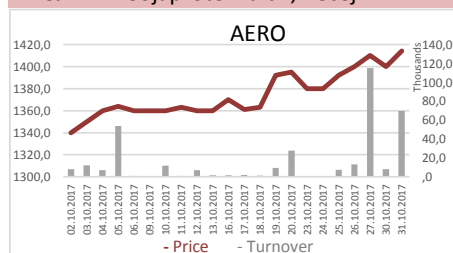
Ticker	Price RSD	% Change	Turnover EUR	
Tigar a.d. , Pirost	TIGR	42,00	-46,15%	674
Geosonda Konsolidacija a.d. , Beograd	GSKO	200,00	-33,33%	10.843
Nafta a.d. , Beograd	NFTA	4.000,00	-20,00%	1.376



Shares - Official Listing Segments

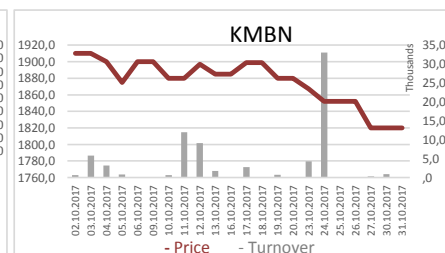
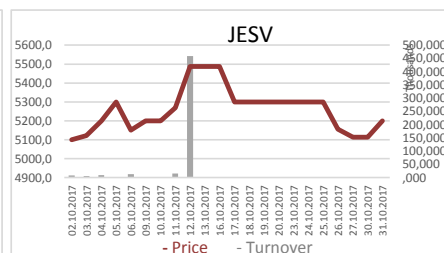
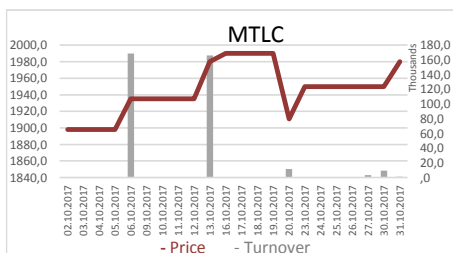
Prime Listing Shares

Ticker	Issuer	Price RSD	Turnover EUR	Trades	1y price range	Issued shares	Monthly change	Market CAP	P/E	P/B
AERO	Aerodrom Nikola Tesla a.d. , Beogr	1.414,00	360.380	1.972	1004 - 1448	34.289.350	4,74%	406.366.921	16,42	1,81
ENHL	Energoprojekt holding a.d. , Beogra	1.197,00	107.633	71	1115 - 1520	10.931.292	-1,07%	109.666.841	56,37	1,55
NIIS	NIS a.d., Novi Sad	706,00	373.884	2.057	585 - 775	163.060.400	4,90%	964.856.864	7,16	0,54
SJPT	Sojaprotein a.d. , Bečej	331,00	12.400	54	270 - 670	14.895.524	4,75%	41.323.154	/	0,43



Standard Listing Shares

Ticker	Issuer	Price RSD	Turnover EUR	Trades	1y price range	Issued shares	Monthly change	Market CAP	P/E	P/B
JESV	Jedinstvo a.d. , Sevojno	5.200,00	515.067	49	3929 - 5501	304.719	1,23%	13.280.443	10,21	0,63
KMBN	Komercijalna banka a.d. , Beograd	1.820,00	76.024	39	1540 - 1950	16.817.956	-4,71%	256.539.525	-3,88	0,56
MTLC	Metalac a.d. , Gornji Milanovac	1.980,00	362.391	40	1400 - 1994	2.040.000	3,94%	33.853.614	/	1,31





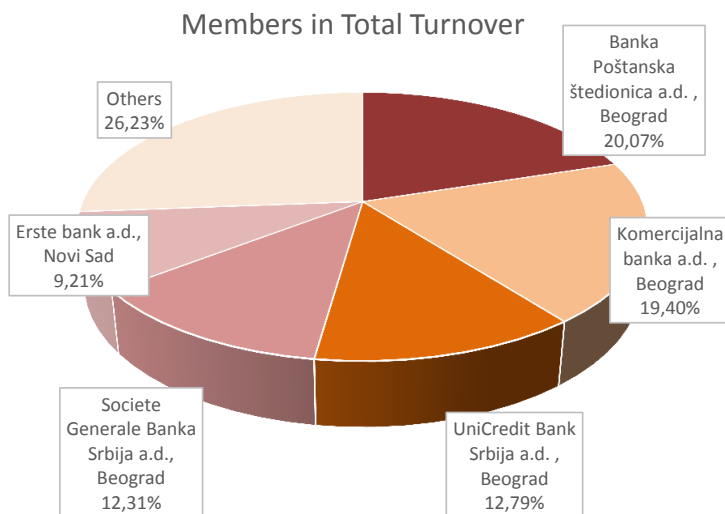
Bonds - Official Listing Segments

Prime Listing Bonds - top 5 Turnover							
Ticker	Issuer	Price	Turnover EUR	Trades	1y price range	No. Of Bonds	Monthly change
RSO16134	Republika Srbija	106,9869	15.794.076	4	102,5118 - 108,1651	10.867.234	2,54%
RSO16131	Republika Srbija	102,8534	5.178.184	1	102,0336 - 102,8534	2.470.954	0,06%
RSO17147	Republika Srbija	102,1896	2.571.278	2	101,079 - 102,1896	2.500.000	0,67%
RSO15105	Republika Srbija	108,7481	2.381.567	4	105,4267 - 115,1742	4.804.175	0,36%
RSO15122	Republika Srbija	110,6065	2.314.137	1	110,6065 - 112,3909	1.398.740	-1,59%

Top Member Statistics

Trading in Shares		
Member Name	Turnover EUR	% in Turnover
Tesla Capital a.d., Beograd	2.680.086	28,51%
M&V Investments a.d., Be	2.354.172	25,04%
Wise broker a.d., Beograd	1.112.443	11,84%
Vojvođanska banka a.d., N	757.355	8,06%
Erste bank a.d., Novi Sad	374.442	3,98%

Member Name	Trades	% in Trades
Banka Poštanska štedionica	3.653	35,78%
Momentum Securities a.d.	1.131	11,08%
Vojvođanska banka a.d., N	782	7,66%
Komercijalna banka a.d., E	533	5,22%
Erste bank a.d., Novi Sad	519	5,08%



Trading in Bonds		
Member Name	Turnover EUR	% in Turnover
Banka Poštanska štedionica a.d., Be	16.759.418	22,48%
Komercijalna banka a.d., Beograd	16.089.571	21,57%
UniCredit Bank Srbija a.d., Beograd	10.706.549	14,36%
Societe Generale Banka Srbija a.d.,	10.326.533	13,85%
Erste bank a.d., Novi Sad	7.347.360	9,87%

Member Name	Trades	% in Trades
Banka Poštanska štedionica a.d., Be	13	26,00%
Komercijalna banka a.d., Beograd	7	14,00%
UniCredit Bank Srbija a.d., Beograd	6	12,00%
Erste bank a.d., Novi Sad	5	10,00%
Societe Generale Banka Srbija a.d.,	4	8,00%