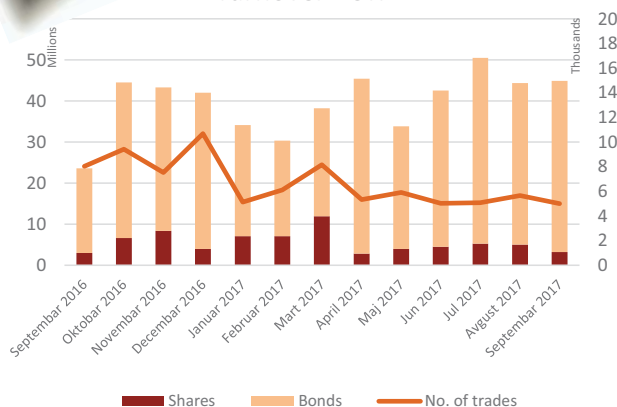


SAVE THE DATE!
7. novembar 2017.

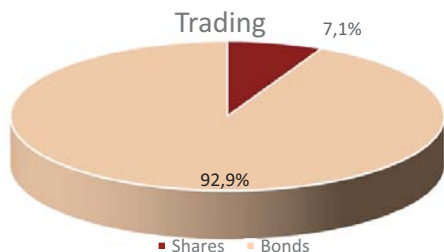
Belgrade Stock Exchange Monthly Report

September 2017

Turnover EUR



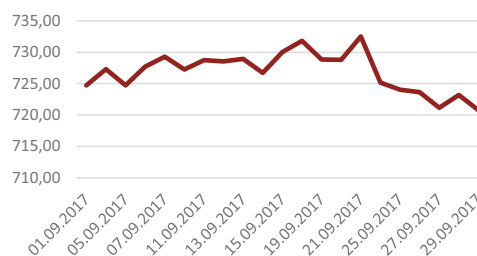
Segment	Total Turnover EUR	Trades
Prime Listing Shares	936.168	3.782
Prime Listing Bonds	41.728.068	19
Standard Listing Shares	281.808	121
Open Market Shares	1.601.533	680
MTP Shares	376.020	388
Total:	44.923.596	4.990



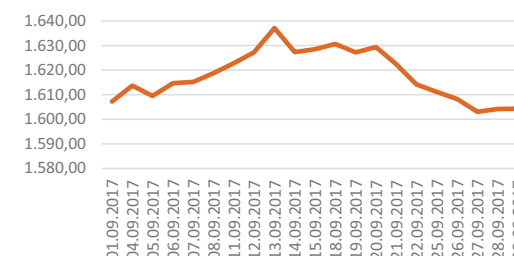
Total Market Capitalization (Shares) EUR: 4.522.527.855

Index	Last	Index Market Cap EUR	% Of Total Market Cap	Trades	Turnover EUR	Mohtly Change	YTD
BELEX15	720,76	2.018.684.441	44,64%	4.052	1.565.140	-0,67%	0,47%
BELEXLine	1604,31	2.219.859.868	49,08%	4.494	2.751.445	-0,25%	2,22%

BELEX15



BELEXLine



Top 5 traded Shares						
Issuer	Ticker	Price RSD	Turnover EUR	% Change	Trades	
Halkbank a.d. , Beograd	CCNB	10.400,00	799.021	-2,80%	89	
Aerodrom Nikola Tesla a.d. , Beograd	AERO	1.350,00	415.347	-0,30%	1.988	
NIS a.d. , Novi Sad	NIIS	673,00	414.516	-1,75%	1.706	
Galenika Fitofarmacija a.d. , Zemun	FITO	2.679,00	193.450	-0,78%	59	
Komercijalna banka a.d. , Beograd	KMBN	1.910,00	136.893	0,90%	52	

Top 3 Gainers in the month				
Ticker	Price RSD	% Change	Turnover EUR	
Ikarbus a.d. , Zemun	IKRB	80,00	56,86%	180
Omoljica a.d. , Omoljica	OMOL	1.000,00	42,86%	2.154
Minel Koncern a.d. , Beograd	MNHL	1.120,00	40,00%	2.886

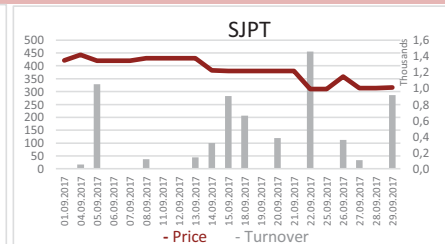
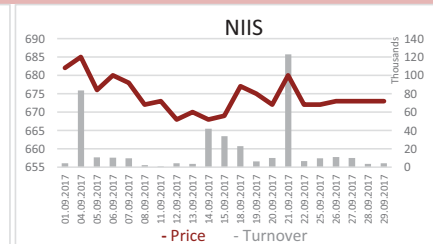
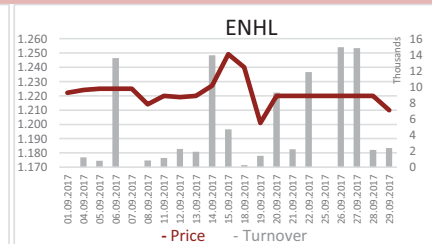
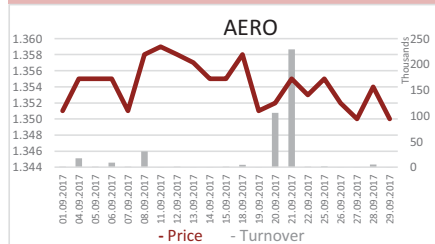
Top 3 Decliners in the month				
Ticker	Price RSD	% Change	Turnover EUR	
Crvenka fabrika šećera a.d. , Crvenka	CRFS	6.000,00	-45,45%	402
Putevi a.d. , Užice	PUUE	300,00	-25,00%	33
Šajkaška fabrika šećera a.d. , Žabalj	SJKS	2.625,00	-25,00%	154



Shares - Official Listing Segments

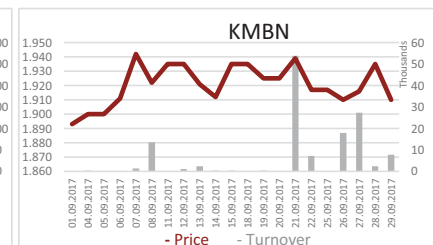
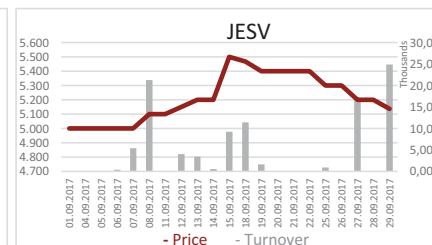
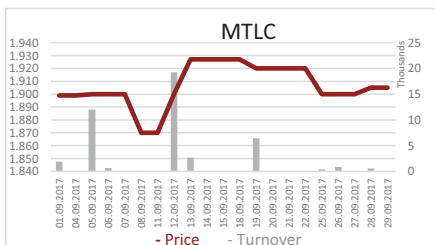
Prime Listing Shares

Ticker	Issuer	Price RSD	Turnover EUR	Trades	1y price range	Issued shares	Monthly change	Market CAP	P/E	P/B
AERO	Aerodrom Nikola Tesla a.d. , Beogra	1.350,00	415.347	1.988	1004 - 1400	34.289.350	-0,30%	387.804.411	15,68	1,73
ENHL	Energoprojekt holding a.d. , Beogra	1.210,00	99.824	57	1115 - 1520	10.931.292	-0,98%	110.809.396	56,98	1,57
NIIS	NIS a.d., Novi Sad	673,00	414.516	1.706	571 - 775	163.060.400	-1,75%	919.355.102	6,82	0,51
SJPT	Sojaprotein a.d. , Bečej	316,00	6.481	31	270 - 670	14.895.524	-24,94%	39.433.252	/	0,41



Standard Listing Shares

Ticker	Issuer	Price RSD	Turnover EUR	Trades	1y price range	Issued shares	Monthly change	Market CAP	P/E	P/B
JESV	Jedinstvo a.d. , Sevojno	5.137,00	99.974	42	3900 - 5501	304.719	2,74%	13.113.808	10,09	0,62
KMBN	Komercijalna banka a.d. , Beograd	1.910,00	136.893	52	1449 - 1950	16.817.956	0,90%	269.107.810	-4,07	0,59
MTLC	Metalac a.d. , Gornji Milanovac	1.905,00	44.941	27	1400 - 1990	2.040.000	0,26%	32.557.037	/	1,26





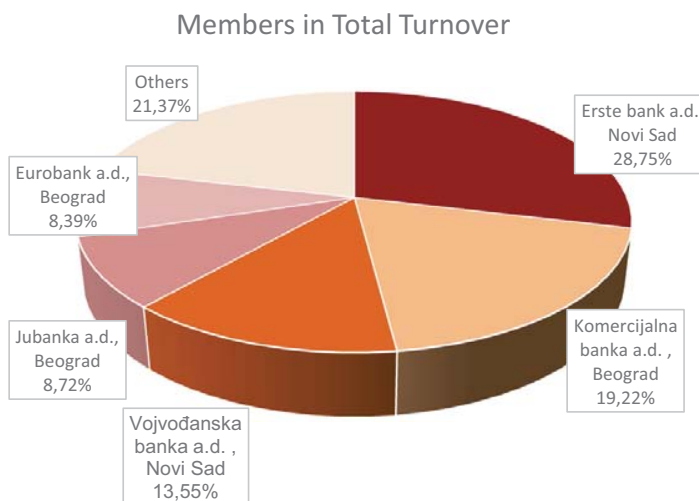
Bonds - Official Listing Segments

Prime Listing Bonds - top 5 Turnover							
Ticker	Issuer	Price	Turnover EUR	Trades	1y price range	No. Of Bonds	Monthly change
RSO16131	Republika Srbija	102,7953	10.322.191	2	102,0336 - 102,7953	2.470.954	0,64%
RSO16132	Republika Srbija	101,3783	6.587.870	2	99,8879 - 101,8226	100.000	0,18%
RSO15105	Republika Srbija	108,3566	6.013.496	7	105,4267 - 115,1742	4.804.175	0,33%
RSO17154	Republika Srbija	99,5648	4.998.188	2	98,8279 - 99,5648	1.821.197	0,52%
RSO16144	Republika Srbija	103,5735	4.101.511	1	103,4835 - 103,7089	100.000	-0,02%

Top Member Statistics

Trading in Shares		
Member Name	Turnover EUR	% in Turnover
Vojvođanska banka a.d. , N	1.428.698	22,36%
M&V Investments a.d. , Be	1.081.079	16,89%
Tesla Capital a.d., Beograd	778.328	12,19%
Wise broker a.d., Beograd	733.140	11,49%
Invest broker a.d. , Beogra	307.921	4,82%

Member Name	Trades	% in Trades
Banka Poštanska štedionica	3.450	34,70%
Vojvođanska banka a.d. , N	1.248	12,55%
Sinteza Invest Group a.d., I	715	7,19%
Komercijalna banka a.d. , E	707	7,11%
Tesla Capital a.d., Beograd	594	5,97%



Trading in Bonds		
Member Name	Turnover EUR	% in Turnover
Erste bank a.d., Novi Sad	25.795.344	30,92%
Komercijalna banka a.d. , Beograd	17.025.512	20,39%
Vojvođanska banka a.d. , Novi Sad	10.753.194	12,88%
Jubanka a.d., Beograd	7.812.380	9,36%
Eurobank a.d., Beograd	7.530.925	9,03%

Member Name	Trades	% in Trades
Erste bank a.d., Novi Sad	11	28,95%
Banka Poštanska štedionica a.d. , Be	6	15,79%
Komercijalna banka a.d. , Beograd	4	10,53%
UniCredit Bank Srbija a.d. , Beograd	4	10,53%
Eurobank a.d., Beograd	3	7,89%