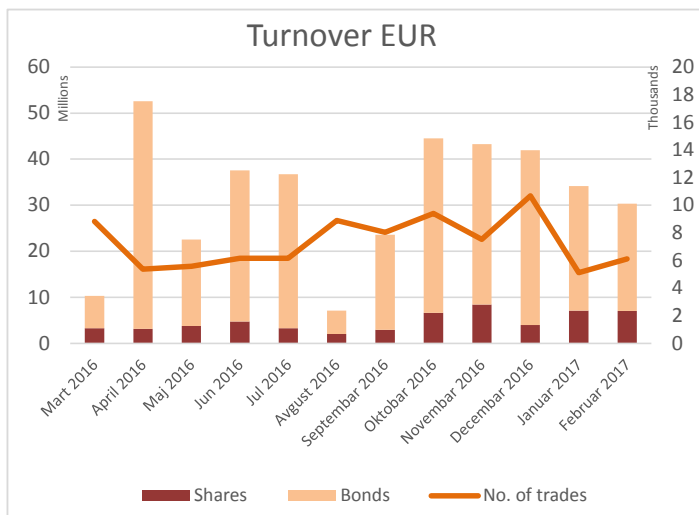


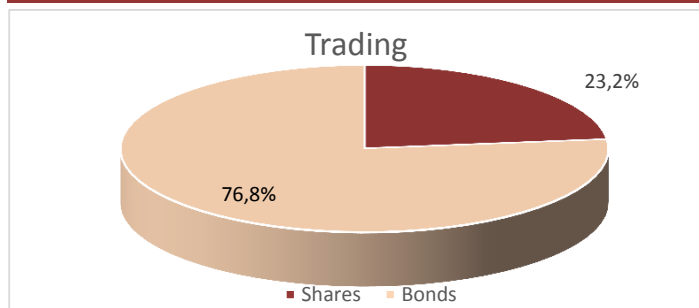


# Belgrade Stock Exchange Monthly Report

February 2017

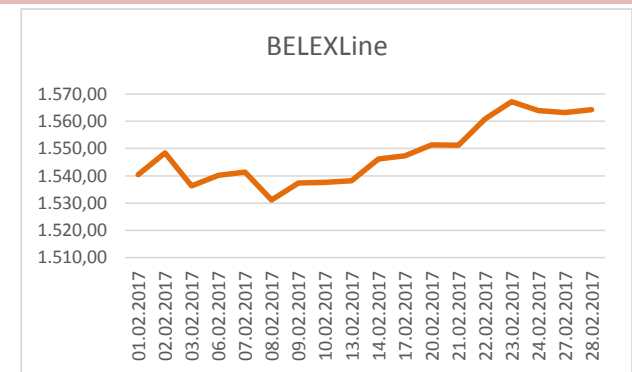
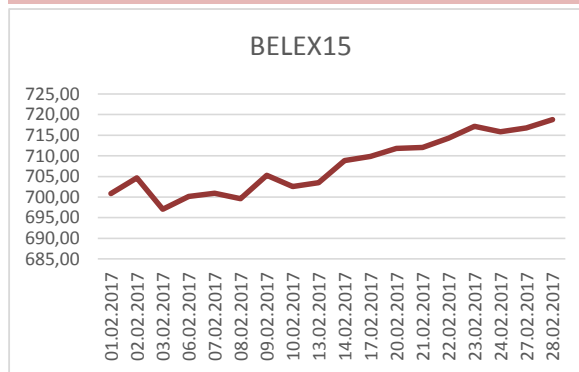


Segment	Total Turnover EUR	Trades
Prime Listing Shares	4.953.648	4.923
Prime Listing Bonds	23.309.263	11
Standard Listing Shares	461.509	135
Open Market Shares	801.130	386
MTP Shares	840.718	669
<b>Total:</b>	<b>30.366.267</b>	<b>6.124</b>



Total Market Capitalization (Shares) EUR: 4.559.315.755

Index	Last	Index Market Cap EUR	% Of Total Market Cap	Trades	Turnover EUR	Mohtly Change	YTD
BELEX15	718,77	2.014.881.316	44,19%	5.151	5.523.677	2,83%	0,20%
BELEXLine	1564,20	2.225.728.008	48,82%	5.356	6.185.394	1,81%	-0,33%



Top 5 traded Shares						
Issuer	Ticker	Price RSD	Turnover EUR	% Change	Trades	
Energoprojekt holding a.d. , Beograd	ENHL	1.329,00	4.044.708	2,23%	195	
NIS a.d., Novi Sad	NIIS	760,00	610.318	2,15%	2.404	
Jubmes banka a.d. , Beograd	JMBN	4.605,00	585.479	11,61%	33	
Čokolend a.d. , Paraćin	COKO	9.800,00	290.806	0,00%	2	
Aerodrom Nikola Tesla a.d. , Beograd	AERO	1.173,00	284.877	6,54%	2.295	

Top 3 Gainers in the month				
Ticker	Price RSD	% Change	Turnover EUR	
Hotel Prag a.d. , Beograd	PRAG	900,00	80,00%	13.030
Novosadski sajam a.d. , Novi Sad	NSSJ	550,00	54,93%	7.856
Goša FSO a.d. , Simićevo	GFSO	1.650,00	50,00%	22.868

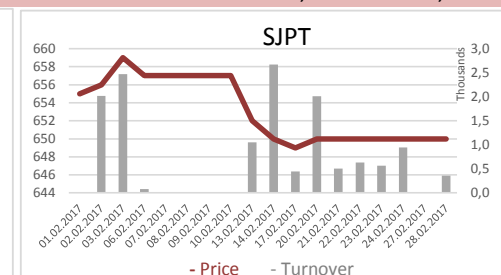
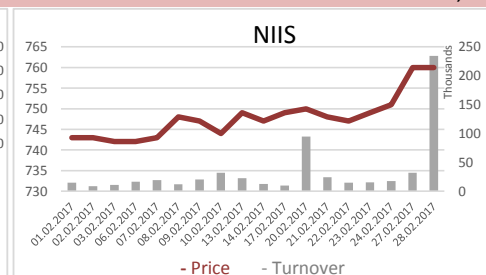
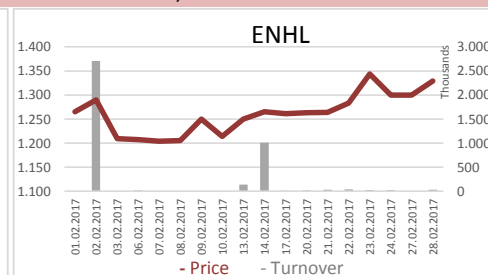
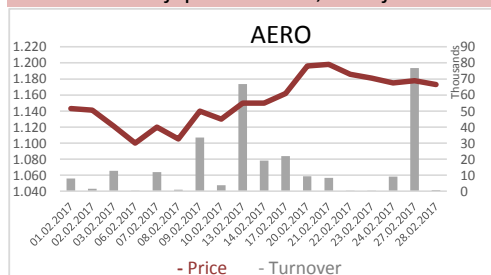
Top 3 Decliners in the month				
Ticker	Price RSD	% Change	Turnover EUR	
STUP Vršac a.d. , Vršac	STUP	6.000,00	-51,61%	62.866
Kluz Padobrani a.d. , Beograd	KLZP	120,00	-40,00%	5
Vino župa a.d. , Aleksandrovac	VINZ	900,00	-28,57%	65



## Shares - Official Listing Segments

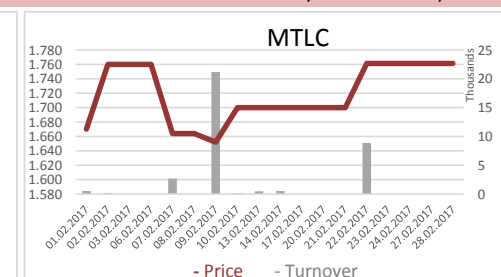
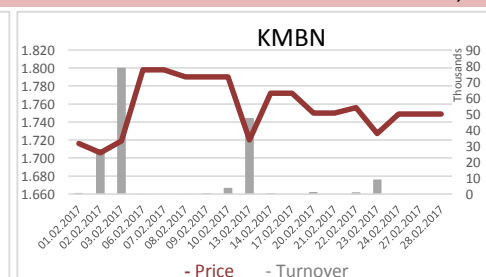
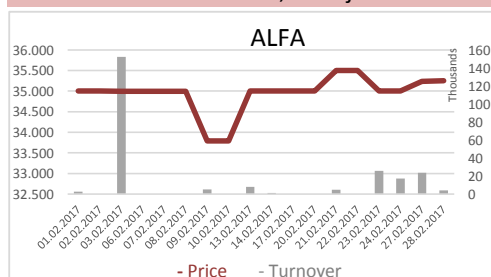
### Prime Listing Shares

Ticker	Issuer	Price RSD	Turnover EUR	Trades	1y price range	Issued shares	Monthly change	Market CAP	P/E	P/B
AERO	Aerodrom Nikola Tesla a.d. , Beogra	1.173,00	284.877	2.295	864 - 1300	34.289.350	6,54%	324.595.501	15,65	1,62
ENHL	Energoprojekt holding a.d. , Beogra	1.329,00	4.044.708	195	900 - 1450	10.931.292	2,23%	117.241.592	61,31	1,72
NIIS	NIS a.d. , Novi Sad	760,00	610.318	2.404	520 - 770	163.060.400	2,15%	1.000.108.980	7,70	0,61
SJPT	Sojaprotein a.d. , Bečej	650,00	13.744	29	570 - 909	14.895.524	-0,76%	78.136.576	8,56	0,82



### Standard Listing Shares

Ticker	Issuer	Price RSD	Turnover EUR	Trades	1y price range	Issued shares	Monthly change	Market CAP	P/E	P/B
ALFA	Alfa plam a.d. , Vranje	35.254,00	245.072	44	30201 - 36000	174.812	6,52%	49.735.315	8,10	0,94
JESV	Jedinstvo a.d. , Sevojno	4.000,00	10.088	25	3650 - 4849	304.719	0,00%	9.836.594	8,25	0,50
KMBN	Komercijalna banka a.d. , Beograd	1.749,00	171.664	43	1355 - 1800	16.817.956	1,69%	237.382.256	/	0,49
MTLC	Metalac a.d. , Gornji Milanovac	1.761,00	34.686	23	1280 - 2800	2.040.000	4,39%	28.991.772	14,12	1,17





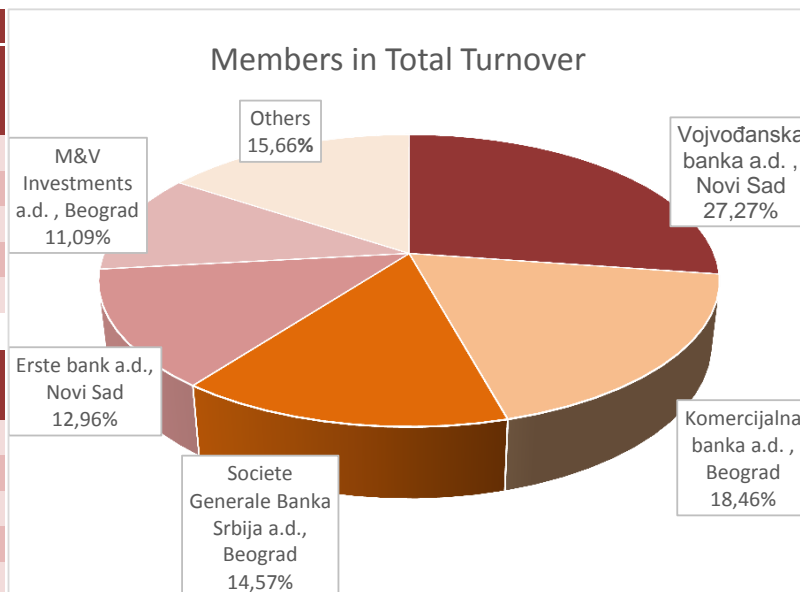
## Bonds - Official Listing Segments

Prime Listing Bonds - top 5 Turnover							
Ticker	Issuer	Price	Turnover EUR	Trades	1y price range	No. Of Bonds	Monthly change
RSO15105	Republika Srbija	115,1742	9.440.952	6	114,2538 - 119,7812	4.804.175	0,40%
RSO15121	Republika Srbija	101,7190	7.120.330	1	101,719 - 102,5481	50.000	-0,81%
RSO16134	Republika Srbija	102,5118	5.881.812	2	101,123 - 108,1651	10.867.234	-4,86%
RSO16132	Republika Srbija	99,8879	764.142	1	99,8879 - 101,8226	100.000	-1,90%
RSO16136	Republika Srbija	102,0261	102.026	1	102,0261 - 102,0261	57.496	1,83%

## Top Member Statistics

Trading in Shares		
Member Name	Turnover EUR	% in Turnover
M&V Investments a.d., Be	6.731.031	47,70%
Vojvođanska banka a.d., N	1.593.767	11,29%
Tesla Capital a.d., Beograd	1.382.647	9,79%
Wise broker a.d., Beograd	942.087	6,67%
Euro fineks broker a.d., Be	485.722	3,44%

Member Name	Trades	% in Trades
Banka Poštanska štedionica	4.328	35,40%
Raiffeisen banka a.d., Beog	1.052	8,60%
Tesla Capital a.d., Beograd	987	8,07%
Komercijalna banka a.d., E	915	7,48%
Dunav Stockbroker a.d., B	810	6,63%



Trading in Bonds		
Member Name	Turnover EUR	% in Turnover
Vojvođanska banka a.d., Novi Sad	14.968.205	32,11%
Komercijalna banka a.d., Beograd	11.016.545	23,64%
Societe Generale Banka Srbija a.d.,	8.815.755	18,91%
Erste bank a.d., Novi Sad	7.832.329	16,79%
Banka Poštanska štedionica a.d., Be	2.596.352	5,57%

Member Name	Trades	% in Trades
Erste bank a.d., Novi Sad	5	22,73%
Banka Poštanska štedionica a.d., Be	4	18,18%
Societe Generale Banka Srbija a.d.,	4	18,18%
Vojvođanska banka a.d., Novi Sad	3	13,64%
Komercijalna banka a.d., Beograd	3	13,64%