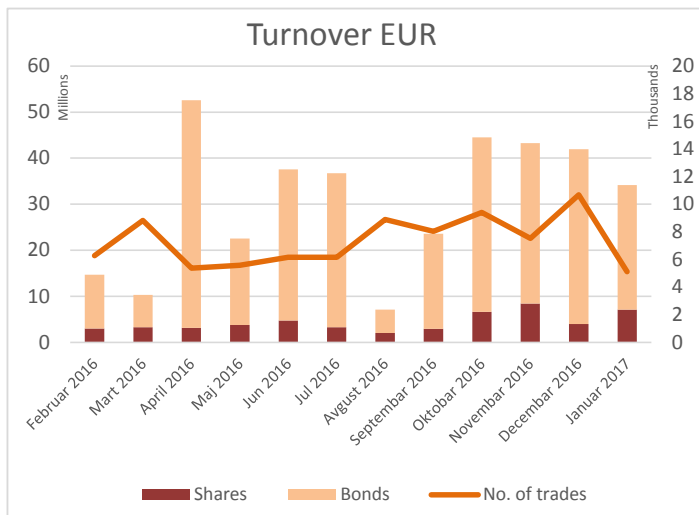


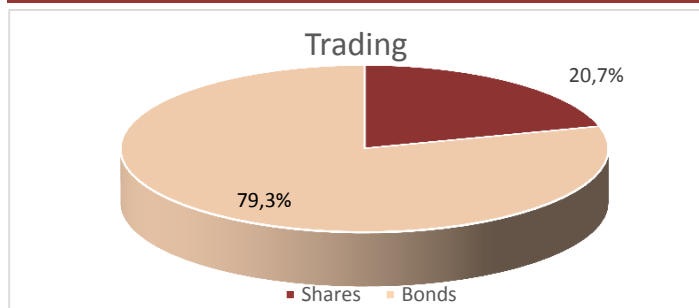


Belgrade Stock Exchange Monthly Report

January 2017

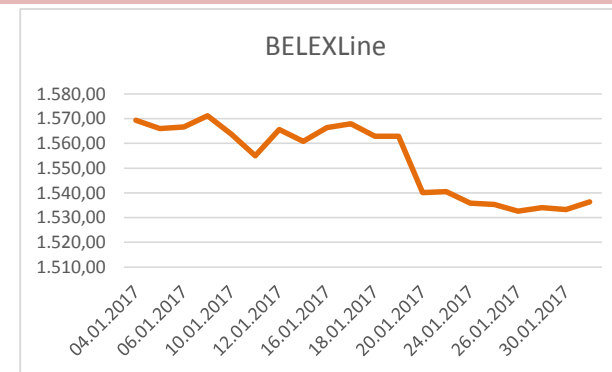
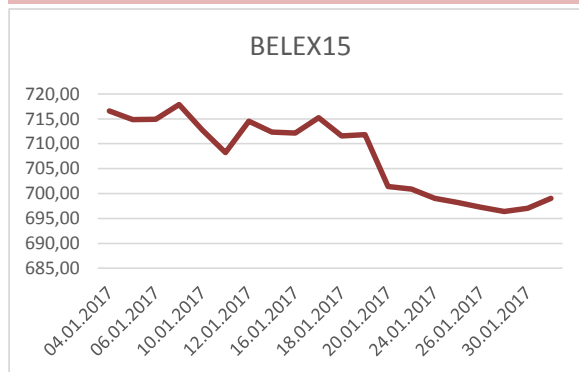


Segment	Total Turnover EUR	Trades
Prime Listing Shares	4.798.790	3.999
Prime Listing Bonds	27.074.867	15
Standard Listing Shares	744.444	148
Open Market Shares	234.012	300
MTP Shares	1.303.695	658
Total:	34.155.808	5.120



Total Market Capitalization (Shares) EUR: 4.726.908.698

Index	Last	Index Market Cap EUR	% Of Total Market Cap	Trades	Turnover EUR	Monthly Change	YTD
BELEX15	699,01	1.959.379.760	41,45%	4.213	5.657.012	-2,56%	-2,56%
BELEXLine	1536,34	2.179.187.093	46,10%	4.383	5.747.935	-2,11%	-2,11%



Top 5 traded Shares					
Issuer	Ticker	Price RSD	Turnover EUR	% Change	Trades
Energoprojekt holding a.d. , Beograd	ENHL	1.300,00	4.086.281	-9,15%	134
Komercijalna banka a.d. , Beograd	KMBN	1.720,00	592.699	-1,04%	70
Budućnost a.d. , Čurug	BDCG	2.500,00	501.593	0,00%	219
Savremena administracija a.d. , Beograd	SVRME	4.000,00	414.936	40,35%	65
NIS a.d. , Novi Sad	NIIS	744,00	371.405	0,54%	1.646

Top 3 Gainers in the month				
Ticker	Price RSD	% Change	Turnover EUR	
Dragiša Brašovan Trudbenik a.d. , Beogr	DRBR	500,00	150,00%	731
Progres a.d. , Beograd	PRGS	26,00	62,50%	2.401
Ming kovačnica a.d. , Niš	MING	378,00	50,00%	908

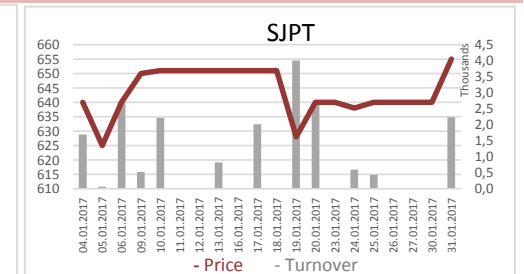
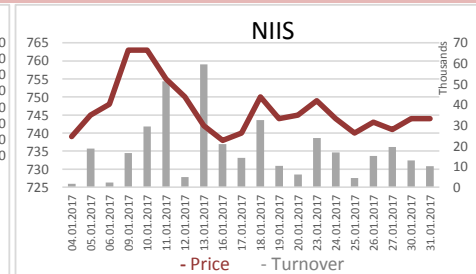
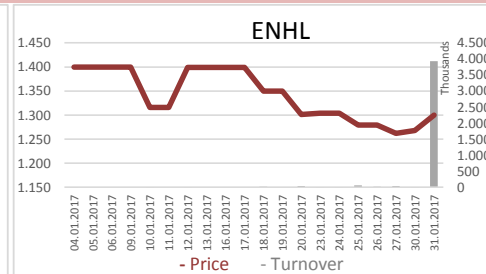
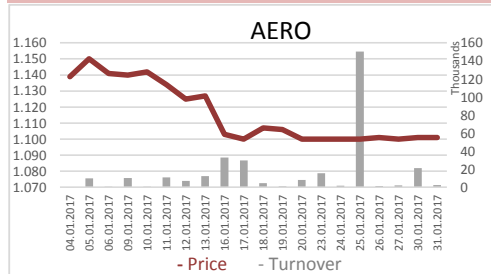
Top 3 Decliners in the month				
Ticker	Price RSD	% Change	Turnover EUR	
Venac a.d. , Ruma	VNAC	601,00	-23,73%	194
Komercijalna banka a.d. , Beograd	KMBNPB	803,00	-19,70%	2.935
Halkbank a.d. , Beograd	CCNB	8.000,00	-11,06%	6.834



Shares - Official Listing Segments

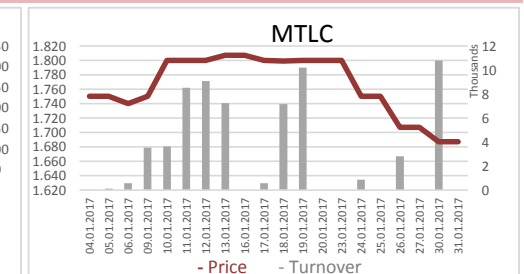
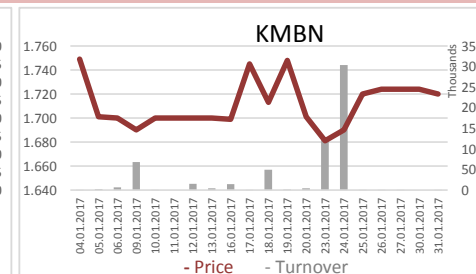
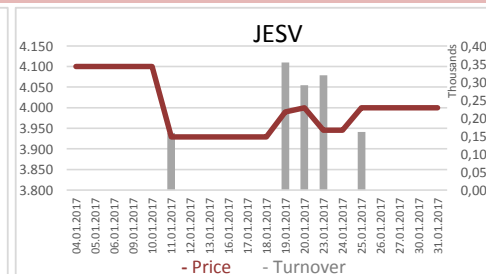
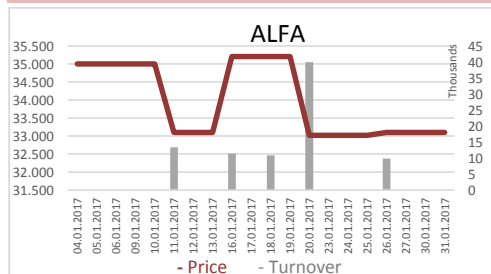
Prime Listing Shares

Ticker	Issuer	Price RSD	Turnover EUR	Trades	1y price range	Issued shares	Monthly change	Market CAP	P/E	P/B
AERO	Aerodrom Nikola Tesla a.d. , Beograd	1.101,00	321.076	2.180	863 - 1300	34.289.350	-4,76%	304.555.717	14,69	1,52
ENHL	Energoprojekt holding a.d. , Beograd	1.300,00	4.086.281	134	880 - 1450	10.931.292	-9,15%	114.639.698	59,97	1,68
NIIS	NIS a.d., Novi Sad	744,00	371.405	1.646	500 - 770	163.060.400	0,54%	978.682.050	7,53	0,60
SJPT	Sojaprotein a.d. , Becej	655,00	20.028	39	570 - 990	14.895.524	5,99%	78.707.709	8,63	0,82



Standard Listing Shares

Ticker	Issuer	Price RSD	Turnover EUR	Trades	1y price range	Issued shares	Monthly change	Market CAP	P/E	P/B
ALFA	Alfa plam a.d. , Vranje	33.096,00	85.398	19	30051 - 35200	174.812	-5,44%	46.673.131	7,60	0,89
JESV	Jedinstvo a.d. , Sevojno	4.000,00	1.283	6	3650 - 5100	304.719	-2,44%	9.832.857	8,25	0,50
KMBN	Komercijalna banka a.d. , Beograd	1.720,00	592.699	70	1355 - 1800	16.817.956	-1,04%	233.357.543	/	0,48
MTLC	Metalac a.d. , Gornji Milanovac	1.687,00	65.065	53	1280 - 2800	2.040.000	0,06%	27.762.939	13,53	1,12





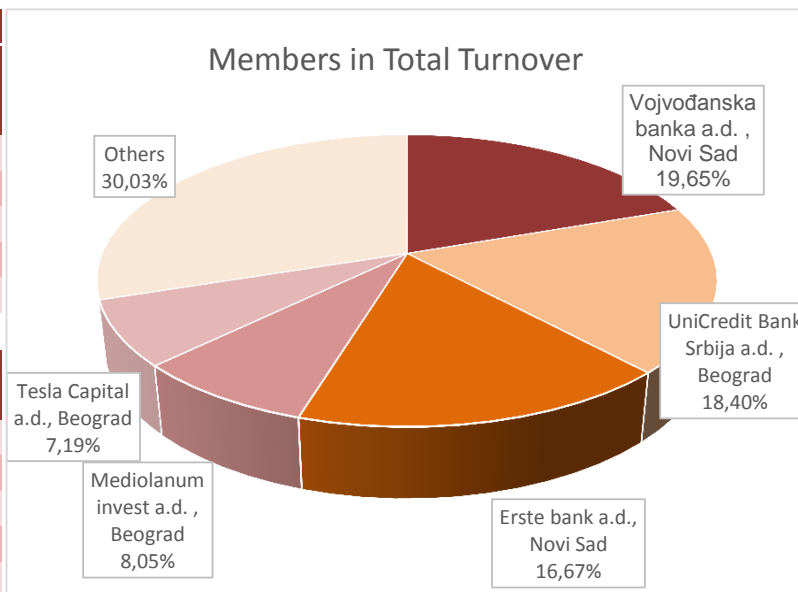
Bonds - Official Listing Segments

Prime Listing Bonds - top 5 Turnover							
Ticker	Issuer	Price	Turnover EUR	Trades	1y price range	No. Of Bonds	Monthly change
RSO16134	Republika Srbija	107,7476	6.540.737	2	101,123 - 107,7476	10.867.234	2,08%
RSO16144	Republika Srbija	103,5900	5.498.555	3	103,4835 - 103,7089	100.000	5,53%
RSO16143	Republika Srbija	100,5597	2.513.993	1	100,5597 - 100,5597	23.003	0,74%
RSO15104	Republika Srbija	103,9853	2.079.706	1	103,9264 - 106,61	91.857	0,06%
RSO16139	Republika Srbija	101,5557	1.695.980	1	98,9988 - 102,4847	99.884	-0,91%

Top Member Statistics

Trading in Shares		
Member Name	Turnover EUR	% in Turnover
Tesla Capital a.d., Beograd	4.902.463	34,63%
Dunav Stockbroker a.d., B	4.152.782	29,34%
Vojvođanska banka a.d., N	901.429	6,36%
Erste bank a.d., Novi Sad	823.295	5,81%
CapitalOne a.d., Beograd	574.971	4,05%

Member Name	Trades	% in Trades
Banka Poštanska štedionica	3.496	34,24%
Tesla Capital a.d., Beograd	1.003	9,82%
Komercijalna banka a.d., E	995	9,75%
Dunav Stockbroker a.d., B	788	7,72%
CapitalOne a.d., Beograd	641	6,28%



Trading in Bonds		
Member Name	Turnover EUR	% in Turnover
Vojvođanska banka a.d., Novi Sad	12.532.799	23,13%
UniCredit Bank Srbija a.d., Beograd	12.515.591	23,13%
Erste bank a.d., Novi Sad	10.565.842	19,52%
Mediolanum invest a.d., Beograd	5.498.555	10,15%
Komercijalna banka a.d., Beograd	4.361.723	8,04%

Member Name	Trades	% in Trades
UniCredit Bank Srbija a.d., Beograd	8	26,67%
Erste bank a.d., Novi Sad	6	20,00%
Vojvođanska banka a.d., Novi Sad	5	16,67%
Banka Poštanska štedionica a.d., B	4	13,33%
Mediolanum invest a.d., Beograd	3	10,00%